



NOTTINGHAM CITY COUNCIL
BERRIDGE AND SHERWOOD AREA COMMITTEE

Date: Thursday 24 September 2015

Time: 6.00 pm

Place: LB 31-32 - Loxley House, Station Street, Nottingham, NG2 3NG

Councillors are requested to attend the above meeting to transact the following business

Corporate Director for Resilience

Governance Officer: Laura Wilson **Direct Dial:** 0115 8764301

AGENDA

Pages

- | | | |
|----------|--|---------|
| 1 | APOLOGIES FOR ABSENCE | |
| 2 | DECLARATIONS OF INTERESTS | |
| 3 | MINUTES
Last meeting held on 18 June 2015 (for confirmation) | 3 - 12 |
| 4 | POLICE UPDATE
Verbal update | |
| 5 | AREA CAPITAL FUND
Report of Strategic Director for Commercial and Neighbourhood Services | 13 - 18 |
| 6 | WARD PERFORMANCE REPORTS - QUARTER 1
Report of Strategic Director for Commercial and Neighbourhood Services | 19 - 44 |
| 7 | ACTION TAKEN UNDER DELEGATED AUTHORITY - WARD ALLOCATIONS
Report of Strategic Director for Commercial and Neighbourhood Services | 45 - 48 |

8	AREA COMMITTEE COMMUNITY REPRESENTATIVES Report of Strategic Director for Commercial and Neighbourhood Services	49 - 56
9	APPOINTMENTS TO OUTSIDE BODIES Report of Corporate Director for Resilience	57 - 60
10	NOTTINGHAM CITY HOMES UPDATE Report of Chief Executive, Nottingham City Homes	61 - 74

IF YOU NEED ANY ADVICE ON DECLARING AN INTEREST IN ANY ITEM ON THE AGENDA, PLEASE CONTACT THE GOVERNANCE OFFICER SHOWN ABOVE, IF POSSIBLE BEFORE THE DAY OF THE MEETING

CITIZENS ATTENDING MEETINGS ARE ASKED TO ARRIVE AT LEAST 15 MINUTES BEFORE THE START OF THE MEETING TO BE ISSUED WITH VISITOR BADGES

CITIZENS ARE ADVISED THAT THIS MEETING MAY BE RECORDED BY MEMBERS OF THE PUBLIC. ANY RECORDING OR REPORTING ON THIS MEETING SHOULD TAKE PLACE IN ACCORDANCE WITH THE COUNCIL'S POLICY ON RECORDING AND REPORTING ON PUBLIC MEETINGS, WHICH IS AVAILABLE AT WWW.NOTTINGHAMCITY.GOV.UK. INDIVIDUALS INTENDING TO RECORD THE MEETING ARE ASKED TO NOTIFY THE GOVERNANCE OFFICER SHOWN ABOVE IN ADVANCE.

NOTTINGHAM CITY COUNCIL

BERRIDGE AND SHERWOOD AREA COMMITTEE

**MINUTES of the meeting held at LB31-32 - Loxley House, Station Street,
Nottingham, NG2 3NG on 18 June 2015 from 18.00 - 19.21**

Membership

Present

Councillor Toby Neal
Councillor Brian Parbutt
Councillor Carole-Ann Jones
Councillor Jane Urquhart
Councillor Alex Ball

Absent

Councillor Mohammed Ibrahim

Colleagues, partners and others in attendance:

Robin Stalvies - Carrington Residents Association
Moby Farrands - Partnership Council & Forest Fields Improvement Association
Parveen Miza - AWP/Beacon Youth Club
Davynya Grech - KK Sports and Leisure
Benjamin Rosser) Pythian Club
Dylan Morrott)
Bill Husband - Manager, NG7 Training and Employment Advice (TEA)
Maxine Davis)
Ezerien Gbadeyaw) Hyson Green Youth Club
Kamiya Lothian)
Shantay Fogo)
Bruce Clarke - Nottinghamshire Police
Chanel Richards) Nottingham City Homes Tenancy & Estate Managers
Paul Howard)
Dorothy Holmes - Neighbourhood Team Locality Manager
Debbie Royal - Neighbourhood Development Officer
Catherine Ziane-Pryor - Governance Officer

1 APPOINTMENT OF CHAIR

Resolved for Councillor Carole-Anne Jones to be appointed Chair for the municipal year 2015/16.

2 APPOINTMENT OF VICE-CHAIR

Resolved for Councillor Brian Parbutt to be appointed Vice-Chair.

3 APOLOGIES FOR ABSENCE

Councillor Mohammed Ibrahim (illness)
Anita Wakefield
Ruth Greenburg

4 DECLARATIONS OF INTERESTS

None.

5 MINUTES

The minutes of the meeting held on 19 February 2015 were confirmed as a true record and signed by the Chair.

6 YOUTH PROVISION

(A) NG7 TEA

Bill Husband, NG7 Training and Employment Advice, delivered a brief presentation, a copy of which was included in the online agenda following the meeting.

The presentation outlined the following points:

- (a) NG7 provides support to existing community associations, including partnership working with city Council Nottingham Community Voluntary Services (NCVS) towards implementing the community centre improvement plan 2013-19;
- (b) the 2014/15 funding allocations were provided as follows:
of the £103,930.60 area based Grant, community associations were allocated £19,243, employment and skills focused work £39,000, youth activity £43,403.22, and NG7 management and administration £5196.53. In addition to this other funding of £21, £428 was available for digital inclusion, and £140,000 provided further step in to work programme;
- (c) the presentation outlined the activities and achievements of the work undertaken by NG7 with regard to employment and skills, and youth activities and provision including diversionary and targeted support, including working with community partners such as KK, AWP Asian Women's Project, Sumac in addition to City Council organised programmes;
- (d) many of the supported and provided projects and services has successfully engaged young people in a range of activities from hair and beauty, to sports and community focused events;
- (e) Daryna Grech of KK Sports and Leisure Centre, outlined how providing a variety of activities for young people, including dance, boxing and football, had positively impacted on the area with a reduction in antisocial nuisance behaviour. In addition, where Project workers, who are often able to build relationships with young people, identify there are issues, guidance and support is available.

(B) The Pythian Club

Benjamin Rosser, founder of the Pythian Club, informed the committee that while the Pythian Club was originally an organisation providing diversionary activities, its success has enabled it to now also provide targeted activities, often in partnership with the City Council, Nottinghamshire Police and Lead Organisations.

The majority of activities are based at the New Basford Community Centre and currently includes football sessions hosted by qualified coaches every Thursday from 4 pm to 6 pm, with the young people then taken into other areas of the City to play against other community teams. In addition boxing sessions and American football coaching are also available alongside a mentoring programme for drugs and alcohol support and family support.

While sports teach young people discipline, the club has broader aims to encourage young people's confidence and skills for the best outcomes, including young people to progress and gain support focused accreditations.

The club currently has 250 young people registered, 83 of whom are from the New Basford Area and although the club now operates, or has some involvement in Wollaton, Lenton Abbey, Beeston, Brinsley and Eastwood areas as the success of use engagements is enabling the club to expand.

(C) Hyson Green Youth Club

In addition to the report submitted to the Agenda, Maxine Davis, Manager of the Hyson Green Youth Club, along with Shantay, Ezerien and Kamiya, members of the Youth Club, delivered a brief presentation on the success and popularity of the Youth Club and how Hyson Green Youth Club benefited the greater community. The presentation also outlined young people's aspirations for the future of the youth club as the building was in need of updating and modernisation.

Members of the committee:

- (i) welcomed the reporting of the ventures and organisations;
- (ii) applauded young people from Hyson Green Community Centre for their professional presentation to the committee and dedication to the youth club;
- (iii) suggested that Maxine Davis liaise with community focused representatives of Castle Cavendish and Experian which has large companies, encouraged and coordinated employee volunteering, such as painting and decorating, for community benefit;
- (iv) suggested that, in addition to the support of the Central Locality Manager, Dorothy Holmes, and with the assistance offered from Bill Husband, a business plan and strategy be developed to support the rejuvenation of the Hyson Green Youth Club, possibly from external funding;
- (v) noted that new and emerging communities, such as the Roma community, were engaging with the local community via the youth club which proved it to be a community asset.

RESOLVED for the appreciation of the committee to the presenting organisations and individuals to be noted.

7 POLICE UPDATE

Inspector Bruce Clarke, Nottinghamshire police, introduced himself as the new neighbourhood Inspector, reminding the committee that policing beats included Berridge and Sherwood Wards, but also extended beyond these boundaries.

Having briefly outlined the policing statistics from referred to within the water performance report, inspect the clerk highlighted the following points:

- (a) there has been a decrease in serious crime but recorded violent crime has increased however, this may be as a result of different recording procedures were harassment, including text messaging, is now considered within this category;
- (b) Forest Fields is currently a hot spot for burglary and violence;
- (c) there have been several complaints regarding inconsiderate parking and noise around mosques;
- (d) several issues have been raised regarding people launching items into Sherwood Prison from resident's properties. Police are working with the prison authorities to address this;
- (e) anti-social behaviour has been consistently reported that Pirate Park;
- (f) shop theft is high in In the Carrington area but plan is now in place to try and address this;
- (g) a decision has recently made to introduce a 'demand model' of policing. As a result it is considered that there are too many Police Community Support Officers (PCSOs), so across the county there will be a reduction of approximately one quarter of the current PCOs. Consultation is under way but it is predicted that approximately 57 posts will be removed. Due to the comparatively high reported crime rate of the area, it is not proposed that Inspector Bruce Clarke's Policing beats will be affected at this point and all 19 PCSO posts will remain.

The committee's questions and comments were responded to as follows:

- (h) It's important that local users of Pirate Park assert ownership of the park as it is a public space and those causing antisocial behaviour must not be allowed to intimidate users;
- (i) the recent assault of a pensioner is not believed to be part of a pattern but investigations continue;
- (j) at the Malaki murder trial one person was found not guilty but will be deported.

8 AREA CAPITAL FUND

Dorothy Holmes, Locality Manager, presented the report which proposes schemes to be funded from the Local Transport Plan (LTP) and Public Realm budgets, and informs the committee of the remaining funds available.

RESOLVED

(1) to approve the following schemes from the respective 2013-15 budgets:

(i) Berridge Public Realm:

Location	Estimate	Details
Bus stop litter bins	£1,050	Provision of litter bins at bus stops on Sherwood Rise/ Nottingham Road
Forest Fields security 2	£1,100	Further contribution to alleyway lock replacement programme
Shipstone and Mann Street	£900	Parking survey to establish whether there is a need for a resident parking scheme on Shipstone and Mann Street

(ii) Sherwood LTP:

Location	Estimate	Details
Magnus Road	£750	traffic monitoring on Magnus Road to identify whether motorists are driving over the hatched area.
Waldeck Road	£800	Survey to look at parking issues on Waldeck Road and identify solutions

(2) to approve the following schemes from the respective 2015-16 budgets:

(i) Berridge Public Realm:

Location	Estimate	Details
Berridge Ward trees	£5,000	Contribution to 3 year city-wide programme of felling inappropriately placed trees and replacement tree planting - lead service: Parks & Open Spaces
Springfield Street	£6,414	Contribution to public realm improvement scheme in partnership with NCH - lead service: NCH
Bus stop litter bins	£100	Safety audit on the siting of litter bins at bus stops on Sherwood Rise/ Nottingham Road

(ii) Sherwood Public Realm:

Location	Estimate	Details
Sherwood Ward trees	£5,000	Contribution to 3 year city-wide programme of felling inappropriately placed trees and replacement tree planting

(3) to note the following financial position for Berridge Ward:

(i) for 2013-15

2013-2015 LTP allocation	£140,000
LTP carried forward from 2011-2013	£6,622
2013 - 2014 Public Realm allocation	£42,000
Public Realm carried forward	£18,607
2014 - 2015 Public Realm allocation	£42,000
Transfer from Radford Public Realm	£14,475
Total Available 2011 - 2013 ACF	£263,704
*Less LTP schemes	- £147,172
**Less Public Realm schemes	- £115,074
***Decommitted funds	+ £7,540
<u>Remaining available balance</u>	<u>£8,998</u>
LTP element remaining	£0
Public Realm element remaining	£8,998

(ii) for 2015-16:

2015-2016 LTP allocation	£68,000
LTP carried forward from 2013-2015	£0
2015 - 2016 Public Realm allocation	£40,650
Public Realm carried forward from 2013-2015	£8,998
Total Available 2015 - 2016 ACF	£117,648
*Less LTP schemes	- £0
**Less Public Realm schemes	- £11,514
***Decommitted funds	+ £0
<u>Remaining available balance</u>	<u>£106,134</u>
LTP element remaining	£68,000
Public Realm element remaining	£38,134

(4) to note the following financial position for Sherwood Ward:

(i) for 2013-15:

Total 2013-2015 LTP allocation	£108,000
LTP carried forward from 2011-2013	£68,505
2013 - 2014 Public Realm allocation	£32,400
Public Realm carried forward	£9,934
2014 - 2015 Public Realm allocation	£32,400
Total Available 2011 - 2013 ACF	£251,239
*Less LTP schemes	- £161,935
**Less Public Realm schemes	- £49,655
***Decommitted funds	+ £2,958
<u>Remaining available balance</u>	<u>£42,607</u>
LTP element remaining	£16,280
Public Realm element remaining	£26,327

(ii) for 2015-16:

2015-2016 LTP allocation	£54,000
LTP carried forward from 2013-2015	£16,280

2015 - 2016 Public Realm allocation		£32,400
Public Realm carried forward from 2013-2015		£26,327
Total Available 2015 - 2016 ACF		£129,007
*Less LTP schemes	-	£0
**Less Public Realm schemes	-	£5,000
***Decommitted funds	+	£0
<u>Remaining available balance</u>		<u>£124,007</u>
LTP element remaining		£70,280
Public Realm element remaining		£53,727

9 WARD PERFORMANCE - QUARTER 4

Debbie Royle, Neighbourhood Development Officer, and Dorothy Holmes, Locality Manager, presented the report which provides ward level statistical information from the City Council and partners, relating to ward priorities and emerging issues, including health and crime, in addition to reporting community events and engagement.

It is noted that there is more happening and can be shown in the format of the report, so a revised format is being considered and will hopefully be in use for the next meeting.

The following points were highlighted:

- (a) The cleanliness index across the Area fluctuated between Wards but cleanliness targets were achieved and citizens were asked to report any cleansing issues;
- (b) flighty tipping in Berridge ward has reduced by half since the same period last year, and fly tipping in Sherwood remains minimal;
- (c) three new appeals is now functioning across the City.

Whilst appreciating that reported 'antisocial behaviour' includes a total of 19 type of incidents including noise, Councillors requested that they be informed of reports in the Sherwood Area as it was apparent that this was becoming a larger problem.

RESOLVED to note the key Ward Performance information provided for Quarter 4.

10 ACTION TAKEN UNDER DELEGATED AUTHORITY

The report updates the committee on the use of delegated authority by the Director for Neighbourhoods and Communities.

Resolved to note approvals for:

(1) Berridge Ward:

Item	Recipient	Total
Poplars Park opening	NCC	£250
Young people's activities	Muslim Community Organisation	£270
Rent	Hawa Women's Network	£1000
Training course	Seeds Foundation	£1280
Roma event and training	Internal	£1000
Hyson Green Cultural Festival	Hyson Green Cultural	£1000

	Festival	
Sumac Youth Group	Robin Hood Solidarity Group	£1000
Berridge Rd hanging baskets	Internal	£640
Planter	Edible Ave	£294
Berridge Community Funding Chest	Local organisations TBC	£1000
Parking signs	Internal	£320
Berridge Community Festival	Internal	£600
Items for setting up project	Chayah	£250
Environmental Actions	Internal	£500
Soft balls police project	Internal	£100
Cook and eat sessions	Punjabi Community Centre	£1000
Interactive sessions	Senior Support Group	£1000
NCVS Volunteer Awards Evening	NCVS	£150
Support for Forest Fields Community Centre	Internal	£2000
Parking Sign	Internal	£12
Hyson Green Library Festive Events	Internal	£200
Hyson Green Christmas Lights Switch On event	Internal	£645
Community Bicycle Repair Project	FFIA	£300
Forest Fields Primary Parents	FFPS	£700
Forest Fields Older People's IT course	Forest Fields Advice Centre	£700
Caribbean Cavaliers	Caribbean Cavaliers	£300
East African Education Centre	EAEC	£720
Signpost to Polish Success	SPS	£1000
Nottingham Muslim Women's Network	NMWN	£500
Youth Session in New Basford	Pythian Club	£500
Blue Mountain Women's Group	Blue Mountain Women's Group	£500
Hyson Green Youth Club	Hyson Green Youth Club	£1351
Table Tennis Project	Nottingham Sports Group	£250
Forest Fields Spring Event	NCC	£600
Dream Base Project	Dream CIC	£750
Community Engagement budget	NCC	£1000
Bin Stencil Project	NCC	£500
Holiday Youth Activities	Pythian Club	£850
The Social Café	SFICE	£1000
Youth Activities	The Sumac Centre - RHSG	£1500

Allocation 2014/15	£15,000
Unspent Balance b/fwd 2013/14	£10,567
Total Available Allocation 2014/15	£25,567
Decommited funds	£2948
Allocated Funds (Spent and unspent)	£27,532
Uncommitted balance as at 31/3/2015	£983

(2) Sherwood Ward:

Item	Recipient	Total
Sherwood Art Week Storage Costs	Sherwood Art Week	£360
Contribution towards Music Equipment	Family and Communities Team	£500
Greenhouse with disabled access	Harpenden House	£500
Contribution towards a log cabin refurbishment	Jason Spencer Trust	£500
Edwards Lane Summer School	Edwards Lane Community Association	£500
New sheds	Sherwood Playgroup	£1300
Contribution towards a Bothy	Bagthorpe Gardeners	£500
Christmas Light Switch on 2014	Various	£500
Contribution towards Domestic Abuse Freedom training programme	WAIS	£500
Nottingham In Bloom – General Maintenance and One-off displays for 2015	Nottingham in Bloom	£7000
Books and Literacy Volunteers for Primary Schools	Literacy Volunteers	£515
Crime prevention products for Week of Action	Nottinghamshire Police	£250
Sherwood Community Events 2015	Various	£7000
	GRAND TOTAL	£19,925

Allocation 2014/15	£15,000
Total Available Allocation 2014/15 (inc. carryover from 2013/14)	£20,189
Allocated Funds (Spent and unspent)	£19,925
Uncommitted balance as at 31/3/2015	£264

11 NOTTINGHAM CITY HOMES UPDATE

Paul Howard, Tenancy and Estate Manager, presented the report which provides an update on Nottingham City Homes performance illustrating that targets are being met. It is noted that the community mediation service has now been launched on Nottingham City Homes will train their staff, volunteers, who will be trained, are being sought.

RESOLVED to note the report.

12 ENVIRONMENTAL SUBMISSIONS FROM NOTTINGHAM CITY HOMES

Paul Howard and Chanel Richards, Tenancy and Estate Managers for Nottingham City Homes (NCH) were in attendance to present the report which identifies schemes requested by the NCH residents, residents living within the environment of NCH properties, and NCH staff.

RESOLVED to approve the following schemes:

(i) Sherwood Ward

Site	Proposal	Cost
Rear of Gunthorpe Close near HMP Nottingham	Supply and fit trees along boundary with prison fencing. Scheme has been developed in conjunction with crime prevention team.	£19,000
	Budget	£165,569
	Total carried forward	£146,569

(ii) Berridge Ward

Site	Proposal	Cost
16-42 Springfield Street, New Basford	Replace existing front boundary fencing and gates with 1.2m bow-top metal fencing and gates. Scheme joint funded with NCC	£19,557
	Budget	£19,557
	Total carried forward	£0

13 DATES OF FUTURE MEETINGS

Resolved to approve to meet at 6 pm on the following Thursdays:
24 September 2015, 19 November 2015, 18 February 2016.

BERRIDGE AND SHERWOOD AREA COMMITTEE
24 SEPTEMBER 2015

Title of paper:	AREA CAPITAL FUND	
Director(s)/ Corporate Director(s):	Andy Vaughan, Strategic Director of Commercial and Neighbourhood Services	Wards affected: Berridge, Sherwood
Report author(s) and contact details:	Angela Bolton, Neighbourhood Development Officer (Sherwood) 0115 8838476 Angela.bolton@nottinghamcity.gov.uk Debbie Royle, Neighbourhood Development Officer (Berridge) 0115 8838468, Debbie.royle@nottinghamcity.gov.uk Beth Hanna, Neighbourhood Development Officer (Berridge) 0115 8838466 – Beth.hanna@nottinghamcity.gov.uk	
Other colleagues who have provided input:	Nancy Hudson – Projects Officer, Highways Development	
Date of consultation with Portfolio Holder(s) (if relevant)	N/A	
Relevant Council Plan Strategic Priority:		
Cutting unemployment by a quarter		<input type="checkbox"/>
Cut crime and anti-social behaviour		<input type="checkbox"/>
Ensure more school leavers get a job, training or further education than any other City		<input type="checkbox"/>
Your neighbourhood as clean as the City Centre		<input checked="" type="checkbox"/>
Help keep your energy bills down		<input type="checkbox"/>
Good access to public transport		<input type="checkbox"/>
Nottingham has a good mix of housing		<input type="checkbox"/>
Nottingham is a good place to do business, invest and create jobs		<input checked="" type="checkbox"/>
Nottingham offers a wide range of leisure activities, parks and sporting events		<input checked="" type="checkbox"/>
Support early intervention activities		<input type="checkbox"/>
Deliver effective, value for money services to our citizens		<input checked="" type="checkbox"/>
Summary of issues (including benefits to citizens/service users):		
This report provides Councillors with the latest spend proposals under the Area Capital Fund including highways and footways.		
Recommendation(s):		
1	To approve the Area Capital Fund programme of schemes for Berridge and Sherwood Wards as set out in the non-shaded boxes in Appendix 1.	
2	To note the commitment of funds in Berridge and Sherwood Wards as set out in Appendix 1.	

1. REASONS FOR RECOMMENDATIONS

- 1.1 The Nottingham Local Transport Plan (LTP) 2011-2026 maintains a commitment to deliver local transport improvements across Nottingham's neighbourhoods and prioritises small scale transport improvements of importance to local communities.
- 1.2 As part of the budget approved in March 2013, Nottingham City Council approved an LTP capital allocation of £2.5 million Citywide from 2013-2015.

2. BACKGROUND (INCLUDING OUTCOMES OF CONSULTATION)

- 2.1 The Area Capital Programme was established in 2006 to improve the environment of the neighbourhoods and to create a sense of place for residents in order to improve the quality of life of local people.
- 2.2 Resources are allocated from the Nottingham City Council general fund, the LTP and from the Housing Revenue Account.
- 2.3 The programme of works is a rolling programme. There have been instances where schemes are started, with strong community involvement and interest, only to be altered at a later stage due to changing circumstances, such as economic conditions and change in land values.

3. OTHER OPTIONS CONSIDERED IN MAKING RECOMMENDATIONS

- 3.1 None

4. FINANCE COMMENTS (INCLUDING IMPLICATIONS AND VALUE FOR MONEY/VAT)

- 4.1 Bringing together the various strands which form part of the Area Capital Programme enables the City Council to respond efficiently in delivering on public realm improvements as identified by local people.

5. LEGAL AND PROCUREMENT COMMENTS (INCLUDING RISK MANAGEMENT ISSUES, AND LEGAL, CRIME AND DISORDER ACT AND PROCUREMENT IMPLICATIONS)

- 5.1 A risk register has been produced which is regularly monitored.

6. EQUALITY IMPACT ASSESSMENT

Has the equality impact been assessed?

Not needed (report does not contain proposals or financial decisions)

No

Yes – Equality Impact Assessment attached

7. LIST OF BACKGROUND PAPERS OTHER THAN PUBLISHED WORKS OR THOSE DISCLOSING CONFIDENTIAL OR EXEMPT INFORMATION

- 7.1 Highways Framework Agreement

8. PUBLISHED DOCUMENTS REFERRED TO IN COMPILING THIS REPORT

- 8.1 None

Berridge Area Capital 2015 - 2016 Programme

Berridge LTP schemes

Location	Type	Councillor Prioritised / Area Committee Approved	Estimate	Estimated start date	Completed	Details
Fisher Street / Stanley Road	road markings	Approved by DA 21/07/15	£6,250			Provision of road safety markings in the vicinity of Scotholme and Forest Fields Primary Schools to reduce congestion and improve pupil safety - lead service: Traffic & Safety
Shipstone Street	survey	Approved by DA 22/07/15	£3,000			Further funding to existing survey around residents parking - lead service: Traffic & Safety

Total LTP schemes*

£9,250

Berridge Public Realm schemes

Location	Type	Councillor Prioritised / Area Committee Approved	Estimate	Estimated start date	Completed	Details
Peppers Gardens lights	lighting	Approved by DA 28/07/15	£6,022			Update lighting within Peppers Gardens to reduce ASB and maintenance costs - lead service: Parks & Open Spaces
Berridge Ward trees	tree works	Approved June 2015	£5,000	tbc		Contribution to 3 year city-wide programme of felling inappropriately placed trees and replacement tree planting - lead service: Parks & Open Spaces
Springfield Street	area improvement	Approved June 2015	£6,414	tbc		Contribution to public realm improvement scheme in partnership with NCH - lead service: NCH
Bus stop litter bins	safety audit	Approved June 2015	£100	tbc		Safety audit on the siting of litter bins at bus stops on Sherwood Rise/ Nottingham Road - lead service: Traffic & Safety

Total Public Realm schemes**

£17,536

Berridge Withdrawn schemes

Location	Type	Reason	Amount	Details
None				

Total Decommited***

£0

2015-2016 LTP allocation

£68,000

LTP carried forward from 2013-2015

£0

2015 - 2016 Public Realm allocation

£40,650

Public Realm carried forward from 2013-2015

£8,998

Total Available 2015 - 2016 ACF		£117,648
<i>*Less LTP schemes</i>	-	£9,250
<i>**Less Public Realm schemes</i>	-	£17,536
<i>***Decommitted funds</i>	+	£0
Remaining available balance		£90,862
LTP element remaining		£58,750
Public Realm element remaining		£32,112

Sherwood Area Capital 2015 - 2016 Programme

Sherwood LTP schemes

Location	Type	Councillor Prioritised / Area Committee Approved	Estimate	Estimated start date	Completed	Details
None						

Total LTP schemes*

£0

Sherwood Public Realm schemes

Location	Type	Councillor Prioritised / Area Committee Approved	Estimate	Estimated start date	Completed	Details
Winchester Street link footpath	feasibility study	Prioritised 1 September 2015	£3,000			Preliminary research into a right of way order, advertising and consultation regarding link footpath from Winchester St to Woodthorpe Grange Park - lead service: Traffic & Safety
Sherwood Ward	area improvement	Prioritised 1 September 2015	£5,000			Installation of benches and litter bins at identified locations across the ward - lead service: Neighbourhood Management
Sherwood Ward trees	tree works	Approved June 2015	£5,000	tbc		Contribution to 3 year city-wide programme of felling inappropriately placed trees and replacement tree planting - lead service: Parks & Open Spaces

Total Public Realm schemes**

£13,000

Sherwood Withdrawn schemes

Location	Type	Reason	Amount	Details
None				

Total Decommitted***

£0

2015-2016 LTP allocation

£54,000

LTP carried forward from 2013-2015

£16,280

2015 - 2016 Public Realm allocation

£32,400

Public Realm carried forward from 2013-2015

£26,327

Total Available 2015 - 2016 ACF

£129,007

*Less LTP schemes

- £0

**Less Public Realm schemes

- £13,000

***Decommitted funds

+ £0

Remaining available balance

£116,007

LTP element remaining

£70,280

Public Realm element remaining

£45,727

BERRIDGE AND SHERWOOD AREA COMMITTEE
24 SEPTEMBER 2015

Title of paper:	WARD PERFORMANCE REPORTS – QUARTER 1 (April-July 2015)	
Director(s)/ Corporate Director(s):	Andy Vaughan, Strategic Director for Commercial and Neighbourhood Services	Wards affected: Berridge, Sherwood
Report author(s) and contact details:	Angela Bolton, Neighbourhood Development Officer (Sherwood) 0115 8838476 – angela.bolton@nottinghamcity.gov.uk Beth Hanna – Neighbourhood Development Officer (Berridge) 0115 8838466 – beth.hanna@nottinghamcity.gov.uk Debbie Royle – Neighbourhood Development Officer (Berridge) 0115 8838468 – Debbie.royle@nottinghamcity.gov.uk	
Other colleagues who have provided input:	Dave Halstead, Head of City Services Dave.halstead@nottinghamcity.gov.uk Linda Robertson, Analyst, Crime and Drugs Partnership Linda.robertson@nottinghamcity.gov.uk	
Date of consultation with Portfolio Holder(s) (if relevant)	N/A	
Relevant Council Plan Strategic Priority:		
Cutting unemployment by a quarter		<input checked="" type="checkbox"/>
Cut crime and anti-social behaviour		<input checked="" type="checkbox"/>
Ensure more school leavers get a job, training or further education than any other City		<input checked="" type="checkbox"/>
Your neighbourhood as clean as the City Centre		<input checked="" type="checkbox"/>
Help keep your energy bills down		<input type="checkbox"/>
Good access to public transport		<input type="checkbox"/>
Nottingham has a good mix of housing		<input type="checkbox"/>
Nottingham is a good place to do business, invest and create jobs		<input type="checkbox"/>
Nottingham offers a wide range of leisure activities, parks and sporting events		<input type="checkbox"/>
Support early intervention activities		<input checked="" type="checkbox"/>
Deliver effective, value for money services to our citizens		<input checked="" type="checkbox"/>
Summary of issues (including benefits to citizens/service users):		
The ward performance reports provide updates on key issues and themes which link back to local priorities and strategic themes in the Nottingham Plan 2020. The reports provide summary updates on the following key themes: <ul style="list-style-type: none"> • ward priorities; • community engagement; • Finance • safer theme – crime and anti-social behaviour (ASB); • neighbourhood theme – environmental issues and housing; • working theme – unemployment rates; • housing; • community protection; • fire; • health theme – local health priorities. 		
The following is a brief summary by the respective ward Neighbourhood Development Officers (NDOs):		

Ward: Berridge

NDOs: Debbie Royle and Beth Hanna

Ward data is given for April – July 2015. Data is compared with the same time frame in 2014.

Ward Priorities:

Berridge Ward Priorities for April - June 2015 can be seen on the front page of the appendices. These priorities are reviewed quarterly with key partners via the monthly Neighbourhood Action Team (NAT) meetings. We continue to focus on improving parks and open spaces and traffic management and parking issues.

Community Engagement:

NDOs have organised monthly Ward Walks in the ward. Local Action Group meetings take place every 6 weeks throughout the ward. We organised an event for local people in Forest Fields at the beginning of the school holidays. This focused on energy saving and recycling, with lots of activities for children, young people and families.

We have organised the Freedom Programme information sessions and awareness raising around Domestic Violence for Central Locality Workers. We continue to work with the Roma Working Group enabling education providers to work together.

We ran a stall at the Hyson Green Cultural Festival and engaged with people from different local communities.

Crime:

Crime has increased by 11% (62 crimes) in Berridge for the year to date with a total of 604 incidents being reported during the year.

ASB:

Year to date ASB in the ward has increased by 28% with 114 more incidents reported.

Criminal Damage

Year to date Criminal Damage in the ward has decreased by 11% with 8 fewer incidents reported.

Cleanliness:

The index score is 87% for April – July. This is a decrease of 7% compared to the same time last year.

Graffiti Reports:

8 incidents were reported, compared to 7 in the previous year. This is a decrease of 1 (14%) since the previous year.

Flytipping:

126 incidents were reported year to date compared to 148 the previous year. This is a decrease of 15%.

Unemployment Rate:

Unemployment has fallen year to date by 29% from 3647 to 2582.

Ward: Sherwood

NDOs Angela Bolton and Leigh White

Ward data is given for the period April-July 2015 and is compared with the same time frame in 2014.

Ward Priorities:

Our current priorities for the ward are to continue with the redevelopment of our local parks, work

with partners to improve the areas around Nottingham Prison, to implement a series of area capital schemes to make improvements to the look and feel of the area and to support our local community centres.

Community Engagement:

NDOs have organised 5 ward walks in this period in different areas of the ward. Consultation events and activities have been held at both Peggy's and Pirate Park. Residents were supported in setting up a new 'Friends of Pirate Park' group and the first, and very successful event was held at the park to grow membership of the group and to engage local residents in the future plans for the park. A fortnight of activities branded as 'Sherwood Story Celebration' took place at various locations in the ward involving local groups, partners, businesses and residents.

Crime:

Crime overall has increased by 11% (54 crimes) in Sherwood Ward year to date, with a total of 550 crimes.

ASB:

Year to date ASB in the ward has seen a 5% increase (12 incidents) – the total for this period being 247 incidents.

Criminal Damage:

Incidents of criminal damage have seen an increase from 55 incidents to 90, an increase of 35, representing a 64% increase overall.

Theft:

Year to date there has been a decrease of 2% (4 crimes)

Violence:

Year to date there has been an increase of 27% (27 crimes) from 101 to 128.

Burglary (dwelling):

A 41% decrease has been noted – this is 20 crimes compared to 34 for the same period last year – a decrease of 14 crimes.

Graffiti Reports:

6 incidents were reported – no change year to date.

Fly-tipping:

49 incidents were reported year to date compared to 85 the previous year. This represents a decrease of 42% or 36 incidents.

Unemployment:

The unemployment rate has fallen year to date by 25% from 1673 to 1258.

Cleanliness:

The cleanliness index score for Sherwood ward is 89 – a 1% decrease on last year. The ward still exceeds the standard expected for the city which is 86% and the month of July saw a cleanliness score of 95%.

Recommendation(s):

1	To note the key information from the Ward Performance reports for Quarter 1 for Berridge and Sherwood wards.
---	--

1. REASONS FOR RECOMMENDATIONS

- 1.1 Ward performance reports provide a descriptive and statistical picture of what is happening at a ward level and invite Councillors and community representatives to comment, debate, challenge and identify how they can add value to improve their neighbourhoods.
- 1.2 Ward performance reports also monitor progress in the wards and act as a catalyst for debate about the key performance issues impacting upon the ward on a quarterly basis.

2. BACKGROUND (INCLUDING OUTCOMES OF CONSULTATION)

- 2.1 Neighbourhood Working has been important for a number of years in Nottingham as a means of engaging better with citizens and to drive forward service improvement.
- 2.2 The Nottingham Plan has a goal that ‘public service delivery will be better integrated and appropriately devolved, ensuring more accessible and responsive services for all and giving residents more control over what happens in their neighbourhoods’; the Ward Performance report will help to support this.
- 2.3 The Ward Performance report captures work at a local level to support the Nottingham Plan. It is a short summary of key updates on priorities and issues in the ward. More detailed implementation plans sit behind the report such as the Ward Action Plan, NAT action log, Crime and Drug Partnership (CDP) plans and other partners’ implementation plans.
- 2.4 The Ward Performance reports are co-ordinated by NDOs, with data analysis undertaken by the CDP.

3. OTHER OPTIONS CONSIDERED IN MAKING RECOMMENDATIONS

- 3.1 None

4. FINANCE COMMENTS (INCLUDING IMPLICATIONS AND VALUE FOR MONEY/VAT)

- 4.1 None

5. LEGAL AND PROCUREMENT COMMENTS (INCLUDING RISK MANAGEMENT ISSUES, AND LEGAL, CRIME AND DISORDER ACT AND PROCUREMENT IMPLICATIONS)

- 5.1 None

6. EQUALITY IMPACT ASSESSMENT

Has the equality impact been assessed?

Not needed (report does not contain proposals or financial decisions)

No

Yes – Equality Impact Assessment attached

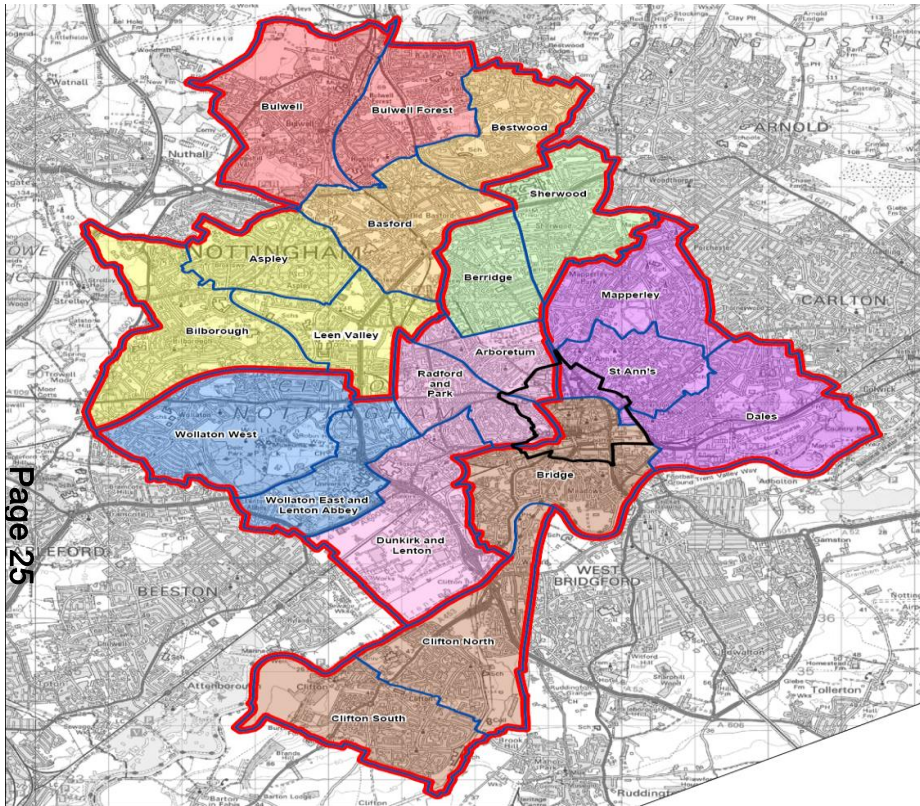
7. LIST OF BACKGROUND PAPERS OTHER THAN PUBLISHED WORKS OR THOSE DISCLOSING CONFIDENTIAL OR EXEMPT INFORMATION

7.1 Neighbourhood Working Framework 2012 CLT report.

8. PUBLISHED DOCUMENTS REFERRED TO IN COMPILING THIS REPORT

8.1 None.

This page is intentionally left blank



Berridge
Area Committee Report
April – July 2015

		<p>6. A consortium of local groups to bid to manage Forest Fields Community Centre. Work to develop community usage of facility</p> <p>7. Developing work with New and Emerging Communities including Roma and Kurdish communities.</p>	<p>schemes.</p> <p>5. A range of youth and community provision funded and opportunity promoted to new groups.</p> <p>6. Ongoing.</p> <p>7. Liaison with key communities for better integration and awareness of issues. Roma working group themed meetings re health, employment, welfare rights, environment and education.</p>	<p>Community Cohesion, FCT, Law Centre and Partnership Council</p>
Theme	Priorities	Key Actions	Outcome	Lead
<p>Families</p> <p>Page 27</p>	<p>Improve/increase youth provision in the area.</p> <p>Improve the health and well-being of families, children and young people.</p>	<p>1. Councillor budgets prioritised to support youth projects.</p> <p>2. Youth Providers forum meet for strategic coordination between youth providers in the area including area based grants.</p> <p>3. Sexual health workshops and advice developed at Hyson Green Youth Club</p> <p>3. Children Centre Advisory Board established with wide representation and action plan.</p> <p>4. Liaison with the Small Steps Big Changes project in Arboretum Ward.</p>	<p>1. Youth provision delivered in the ward, funded eg, Half term and Easter activities.</p> <p>2. Youth Providers forum coordinating youth provision in the area, identifying gaps, and responses. Activities to be promoted via newsletter face book etc.</p> <p>3. Health info promoted. DV training and Freedom Programme briefing held and 10 week course starting in September. Joint work /issues identified. Improved delivery of Family and Community Team/Children Centre work targeted at those in need.</p> <p>4. Learning and join initiatives with SSBC</p>	<p>FCT Councillors NDOs NG7 Youth Provider Forum Hyson Green Youth Club Contraception and Sexual Health service</p>
<p>Health</p>	<p>Improve/increase green spaces in the ward.</p> <p>Identifying and responding to the health issues in the area – domestic violence and mental health</p>	<p>1. Monitor and refurbish parks and open spaces where necessary.</p> <p>2. Support and encourage initiatives to improve health.</p> <p>3.NDOs liaising with Public Health and the Family and Community Team/Children Centre Advisory Board to tackle health inequalities in the ward.</p>	<p>1. Improvements to open spaces.</p> <p>2. Councillors funding for groups addressing health issues eg Sfice</p> <p>3.Domestic Violence Forum/action plan</p> <p>4. Mental Health support groups/organisations promoted</p> <p>5. Health issues are addressed at community events.</p> <p>6. Key health issues targeted for improvement.</p>	<p>Parks Councillors NDOs Health</p>

Theme	Priorities	Key Actions	Outcome	Lead
Working	<p>Ensure there are job and training opportunities.</p> <p>Ensure that there is accessible debt management support and advice</p>	<ol style="list-style-type: none"> 1. Signpost to groups and agencies and send job and training opportunities information to all community groups and associations. 2. Develop a Traders Association with Berridge Rd traders and identify ways of promoting the shopping area. 3. Councillors funding towards targeted provision eg, Sign Post to Polish Success and Forest Fields Advice Centre. 4. Area 5 Jobs plan. 	<ol style="list-style-type: none"> 1. NDOs cascade all information re job opportunities to groups and partners. NDOs working with Economic Development and NG7 re the Youth Contract scheme to engage young people in training and employment opportunities. 2. Meetings with traders and actions implemented including improving signage, contributing to a shopping directory and environmental improvements. 3. Provision for local people. 4. NG7 to implement Job Plan 	<p>NDOs Employment and Skills NG7 Berridge Road Traders</p>

Community Engagement and Events

Ward Walks

Area/Estate	Date/Time	Meeting Point
Forest Fields (Leslie Rd – Radford Rd)	Wednesday 15 th July 6-7.30pm	Corner of Leslie Rd and Berridge Rd
Sherwood Rise (Haydn Rd- Valley Rd)	Wednesday 12 th August 6-7.30pm	Haydn Rd/Nottingham Rd corner
New Basford (North Gate – Beech Ave)	Wednesday 9 th September 6-7.30pm	Haydn Rd/Nottingham Rd corner
Hyson Green Ward Walk	Thursday 17 th September 10.30am	tbc

Community Meetings

Group	Date	Venue
Local Action Group	Wednesday 22 nd July 6.30pm-8pm	The Polish Eagle Club, Sherwood Rise
Family Fun Event	Tuesday 28 th July 1-5pm	Forest Fields Community Centre
Stall at Hyson Green Cultural Festival	Saturday 8 th August 12-6pm	The Forest
Local Action Group	Wednesday 2 nd September 6.30pm-8pm	The Play Centre, Russell Rd, Forest Fields

Community Engagement

Future Events and Activities Planned

Event	Lead Partners	Date/Time	Venue
Ward Walk	NDO, Neighbourhood Police Team, Councillors, NOM	7 th October 10.30am -12	Forest Fields, (Leslie Rd – Sherwood Rise)
Local Action Group	NDO, Neighbourhood Police Team, Councillors,	14 th October 6pm – 7.30pm	Djanogly Northgate, Suez St
Ward Walk	NDO, Neighbourhood Police Team, Councillors, NOM	4 th November 10.30am -12	Sherwood Rise (Haydn Rd- Valley)

Finance

Ward Councillor Budgets

Total Amount allocated this period April 1st – September 2nd 2015; £9230

Budget Remaining Unallocated (at 2nd September): £6753

Area Capital Fund

Total Amount allocated since the last Area Committee: June 8th – September 2nd 2015:

Fisher St/Stanley Rd road markings - £6,250

Shipstone St and surrounding area survey - £3,000

Peppers Gardens lighting - £6,022

Total Available as at 2nd September 2015: £90,862

Others – Section 106, NCH Environmentals, Other Funding

NCH environmental balance - £0

SUMMARY PERFORMANCE REPORT

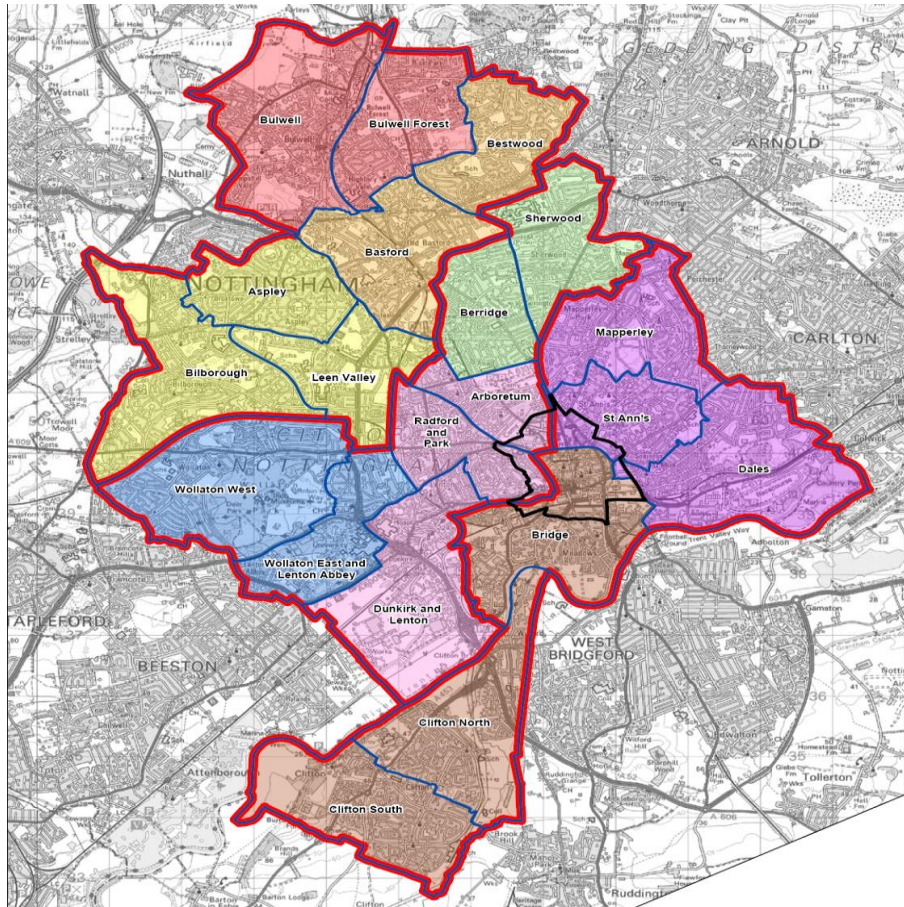
AREA 5

Berridge & Sherwood

Area Total	Category	Apr-15	May-15	Jun-15	Jul-15	Aug-15	Sep-15	Oct-15	Nov-15	Dec-15	Jan-16	Feb-16	Mar-16	Year To Date				YTD Crime Rates	
														2014-15	2015-16	Volume +/-	% Change	2014-15	2015-16
Area Committee 5	All Crime	291	242	323	298									1038	1154	116	11%	30.47	33.88
	Victim Based Crime	258	226	292	265									961	1041	80	8%	28.21	30.56
	Criminal Damage	38	30	47	39									127	154	27	21%	3.73	4.52
	Theft	82	74	82	96									302	334	32	11%	8.87	9.80
	Dwelling Burglary	7	17	24	8									92	56	-36	-39%	2.70	1.64
	Violence	72	63	82	71									227	288	61	27%	6.66	8.45
	<i>Domestic Violence</i>	29	19	32	28									91	108	17	19%	2.67	3.17
	<i>NTE Violence</i>	4	6	6	1									20	17	-3	-15%	0.59	0.50
	<i>Other Violence</i>	39	38	44	42									116	163	47	41%	3.41	4.78
	ASB	179	193	203	192									641	767	126	20%	18.82	22.52
	<i>Noise</i>	63	63	86	78									223	290	67	30%	6.55	8.51
	<i>Youth</i>	57	62	60	64									188	243	55	29%	5.52	7.13
	<i>Alcohol</i>	19	41	36	30									91	126	35	38%	2.67	3.70
	Deliberate Fires	7	6	12	10									21	35	14	67%	0.55	0.92
<i>Average Quarterly Score</i>	Cleanliness Score	89	88	85	91									91	88	-3	-4%	N/A	N/A
	Graffiti (reactive)	1	4	4	5									13	14	1	8%	0.38	0.41
	Fly-Tipping (reactive)	25	37	61	52									233	175	-58	-25%	6.84	5.14
	Dog Fouling (reactive)	18	5	10	13									55	46	-9	-16%	1.61	1.35
	Unemployment	998	951	934	957									5320	3840	-1480	-28%	140.12	101.14

Ward	Category	Apr-15	May-15	Jun-15	Jul-15	Aug-15	Sep-15	Oct-15	Nov-15	Dec-15	Jan-16	Feb-16	Mar-16	Year To Date				YTD Crime Rates	
														2014-15	2015-16	Volume +/-	% Change	2014-15	2015-16
Berridge	All Crime	131	137	179	157									542	604	62	11%	29.06	32.38
	Victim Based Crime	121	127	162	137									497	547	50	10%	26.65	29.33
	Criminal Damage	15	18	19	12									72	64	-8	-11%	3.86	3.43
	Theft	32	32	44	45									117	153	36	31%	6.27	8.20
	Dwelling Burglary	2	11	17	6									58	36	-22	-38%	3.11	1.93
	Violence	39	41	43	37									126	160	34	27%	6.76	8.58
	Domestic Violence	18	14	16	14									55	62	7	13%	2.95	3.32
	NTE Violence	1	2	0	0									2	3	1	50%	0.11	0.16
	Other Violence	20	25	27	23									69	95	26	38%	3.70	5.09
	ASB	110	136	150	124									406	520	114	28%	21.77	27.88
	Noise	42	54	65	53									156	214	58	37%	8.36	11.47
	Youth	31	46	46	41									122	164	42	34%	6.54	8.79
	Alcohol	11	20	22	22									53	75	22	42%	2.84	4.02
		Deliberate Fires	1	1	1	2									10	5	-5	-50%	0.54
Average Quarterly Score	Cleanliness Score	90	87	85	86									93	87	-6	-7%	N/A	N/A
	Graffiti (reactive)	0	1	2	5									7	8	1	14%	0.38	0.43
	Fly-Tipping (reactive)	18	28	46	34									148	126	-22	-15%	7.94	6.76
	Dog Fouling (reactive)	18	3	4	5									31	30	-1	-3%	1.66	1.61
	Unemployment	675	642	624	641									3647	2582	-1065	-29%	195.54	138.44

Ward	Category	Apr-15	May-15	Jun-15	Jul-15	Aug-15	Sep-15	Oct-15	Nov-15	Dec-15	Jan-16	Feb-16	Mar-16	Year To Date				YTD Crime Rates	
														2014-15	2015-16	Volume +/-	% Change	2014-15	2015-16
Berrwood	All Crime	160	105	144	141									496	550	54	11%	32.18	35.68
	Victim Based Crime	137	99	130	128									464	494	30	6%	30.10	32.05
	Criminal Damage	23	12	28	27									55	90	35	64%	3.57	5.84
	Theft	50	42	38	51									185	181	-4	-2%	12.00	11.74
	Dwelling Burglary	5	6	7	2									34	20	-14	-41%	2.21	1.30
	Violence	33	22	39	34									101	128	27	27%	6.55	8.30
	Domestic Violence	11	5	16	14									36	46	10	28%	2.34	2.98
	NTE Violence	3	4	6	1									18	14	-4	-22%	1.17	0.91
	Other Violence	19	13	17	19									47	68	21	45%	3.05	4.41
	ASB	69	57	53	68									235	247	12	5%	15.25	16.02
	Noise	21	9	21	25									67	76	9	13%	4.35	4.93
	Youth	26	16	14	23									66	79	13	20%	4.28	5.13
	Alcohol	8	21	14	8									38	51	13	34%	2.47	3.31
		Deliberate Fires	6	5	11	8									11	30	19	173%	0.57
Average Quarterly Score	Cleanliness Score	88	89	84	95									90	89	-1	-1%	N/A	N/A
	Graffiti (reactive)	1	3	2	0									6	6	0	0%	0.39	0.39
	Fly-Tipping (reactive)	7	9	15	18									85	49	-36	-42%	5.51	3.18
	Dog Fouling (reactive)	0	2	6	8									24	16	-8	-33%	1.56	1.04
	Unemployment	323	309	310	316									1673	1258	-415	-25%	86.61	65.13



Sherwood Area Committee
Report – Quarter 1 2015/16

Ward Priorities

<u>Theme</u>	<u>Priorities</u>	<u>Key Actions</u>	<u>Outcome</u>	<u>Lead</u>
Safer	To provide heightened Police presence in areas targeted by ASB to tackle issues and reassure residents	Responding to the concerns of individual residents, streets or groups such as TRA's	Week of Actions carried out on Drayton Street and on Pirate Park.	Police Community Protection
	Work with Nottingham Prison, NCH and local residents to address issues in and around Nottingham Prison	Police Operations Environmental Improvements	Police Operations Environmental Improvement Scheme approved to start in October	Police NCH
	Ensure the Police Contact Point is open in Sherwood district centre	Open contact point and use effectively	Contact point open	Police

<u>Theme</u>	<u>Priorities</u>	<u>Key Actions</u>	<u>Outcome</u>	<u>Lead</u>
Families	The development of Valley Road Park, Pirate Park and Peggy's Park and the Dell at Woodthorpe Park	<p>WREN bids for Valley Road and Pirate Park</p> <p>Liaise with NCH to raise funds for Peggy's Park</p> <p>Support developments at the Dell</p>	<p>Wren bid for Valley Road was successful – work will start when ring road improvements finish in that area</p> <p>Funding secured for development of Peggy's Park and partial funding approved for Pirate Park.</p> <p>Some initial consultation on Peggy's Park has been carried out and progressing well.</p> <p>Consultation has also been completed for Pirate Park for the initial views of residents.</p> <p>Funding towards improving the Dell</p>	Parks Department NDOs NCH
	Increase the take-up of the 2 year early learning funded places	Publicity campaign to raise awareness	Publicity campaign to raise awareness and eligibility	Children and Families Team

	Protect and look to extend Library services in Sherwood	Library to increase range of activities	Activities increased Joint activities planned with the library	Libraries
	Improve youth and play facilities and activities in area	Continue existing provision and support more which fills the gaps	There are a variety of activities available across both Sherwood Community Centre and Edwards Lane Community Centres. Advisory panel being formed	Communities and Families Lead Organisation
Theme	Priorities	Key Actions	Outcome	Lead
Neighbourhoods	Champion local events and facilitate community events like Sherwood Arts Week	Support Sherwood Arts Week 2015. New events for 2015 Identify a committee to support new events.	Ideas and plans are developed for a new range of events in 2015/16 to benefit the wider ward.	NDOs Community Libraries In Bloom
	Dog Fouling near to Haydn School and other hotspots	Involve school / CPO targeted project	Regular FIDO visits Ongoing. Looking to increase FIDO visits by training additional members of staff	Neighbourhood Services CPOs
	Monitor known fly tipping sites and streets where bins on streets is a problem	Involve residents and businesses Engage with residents Action against persistent offenders where	Raising awareness through social media Evidence gathering for prosecution of prolific offenders	Env Health CPOs

		possible	Aim is to be as clean as the City Centre	
	Set up Sherwood Estate Tenants and Residents Association	Advertise and promote group to raise interest	2 meetings have been held NCH leading now to lead on developing into a group.	NCH
Health	To raise awareness of Domestic Violence	To make sure that leaflets and information are available in all public places	Funding contribution to Domestic Violence training	NDOs Health
	To decrease cardiovascular disease	To promote healthy lifestyle changes and activities	Healthy walks and runs are currently taking place on Forest Rec and Woodthorpe Park	NDOs Health NCH
<u>Theme</u>	<u>Priorities</u>	<u>Key Actions</u>	<u>Outcome</u>	<u>Lead</u>
Working	Youth Unemployment	Children's Centre and Children's Services to offer support along with the lead organisation	Lead org have funding to support youth unemployment apprenticeships and employment opportunities.	Lead Organisation Community and Families

	Support Sherwood district shopping centre	Sherwood Craft Market Sherwood Art Week, Christmas lights. Keep it in Carrington and Keep it in Sherwood campaigns	Businesses will have the opportunity to be involved with events throughout the year. Market to be promoted. Contact with businesses to improve networking.	NDO Markets and Fairs
--	---	---	--	--------------------------

Community Engagement

Ward Walks taken place at the following locations;

Area/Estate	Date/Time	Meeting Point
Caledon Road up to Burlington Road area	Tue 7 th April 4.30pm	Caledon Road / Hucknall Road
Hood Street / Hall Street (Tree focus ward walk)	Tue 2 nd June 4.30pm	Winchester Street car park
Winchester Street and Elmswood Gardens	Tue 7 th July 4.30pm	Corner of Mansfield Road and Elmswood Gardens
Crossman Street and Watcombe Circus	Tue 1 st Sept 4.30pm	Corner of Hucknall Road and Leonard Avenue

Community Meetings

Group	Date	Venue
Carrington Resident Group	Second Monday in month	Gladstone Public House
ELETRA	First Monday in month	Edwards Lane Community Centre
Sherwood Estate T&R Group (NEW)	Under development by NCH	Sherwood Community Centre
Edwards Lane Community Association	Monthly – dates and times vary	Edwards Lane Community Centre
Sherwood Community Centre	Monthly – dates and times vary	Sherwood Community Centre

Events Delivered

Event	Lead Partners	Date/Time	Venue
Edwards Lane Community Centre Easter fun and Info day – Easter activities for children and young people and information about services available to the community. Some Peggy's Park consultation was also carried out.	ELCC, NCH, Parks, NDO's, ELTRA	Fri 10 th April	Edwards Lane Community Centre
Sherwood Story Celebration	NDO, Libraries, Volunteers, Businesses	July / Aug	Various locations - week long themed event
Pirate Park Fun Day - Park Consultation and recruiting for 'Friends' group	Parks,NOM, NDO	5th Aug	Pirate Park

Future Events and Activities Planned

Event	Lead Partners	Date/Time	Venue
Grown your Own	In Bloom and Allotments Team	5th Sept	Woodthorpe Park

Edwards Lane Community Association AGM	Edwards Lane Community Association	15th Sept 1.15pm	Edwards Lane Community Centre
Sherwood District Centre Deep Clean	NOM	End of Sept exact date tbc	Sherwood shopping area and time permitting, Melrose Street, Alley adjacent to Marshall Street and Carrington and Haydn Road shops. If these are not covered by district centre clean they will be rearranged.
Councillor Ward Walk - Perry Road / Valley Road Residents very welcome	NDO and various other services	Tues 6th Oct 4.30pm	Meet at corner of Perry Road and Hucknall Road
Councillor Ward Walk - Mosdale and Beedale Road Residents very welcome	NDO and various other services	Thu 5th Nov 9.30am	Corner of Perry Road and Hucknall Road
Councillor Ward Walk - Edwards Lane estate Residents very welcome	NDO and various other service	Thu 3rd Dec 9.30am	Corner of Alderton Road and Edwards Lane

Finance

Ward Councillor Budgets

Budget Remaining Unallocated 2014/15 **£136**

Total Amount allocated 2015/16 **£15,136**

**Please note there is a slight discrepancy between the finance figures in this Committee report and the finance figures in the Actions Taken Under Delegated Authority Report of approx £100 which is currently in the process of being resolved.*

Area Capital Fund

Budget Remaining Unallocated 2014/15 **£42, 607**

Total Amount Allocated 2015/16 **£86,400**

Less committed schemes of **£5000**

Total available balance 2015/16 **£124,007**

Others – Section 106, NCH Environmentals, Other Funding

NCH are preparing additional funding for the Nottingham Prison Environmental Scheme and a Memory Bench.

SUMMARY PERFORMANCE REPORT

AREA 5

Berridge & Sherwood

Area Total	Category	Apr-15	May-15	Jun-15	Jul-15	Aug-15	Sep-15	Oct-15	Nov-15	Dec-15	Jan-16	Feb-16	Mar-16	Year To Date				YTD Crime Rates	
														2014-15	2015-16	Volume +/-	% Change	2014-15	2015-16
Area Committee 5	All Crime	291	242	323	298									1038	1154	116	11%	30.47	33.88
	Victim Based Crime	258	226	292	265									961	1041	80	8%	28.21	30.56
	Criminal Damage	38	30	47	39									127	154	27	21%	3.73	4.52
	Theft	82	74	82	96									302	334	32	11%	8.87	9.80
	Dwelling Burglary	7	17	24	8									92	56	-36	-39%	2.70	1.64
	Violence	72	63	82	71									227	288	61	27%	6.66	8.45
	<i>Domestic Violence</i>	29	19	32	28									91	108	17	19%	2.67	3.17
	<i>NTE Violence</i>	4	6	6	1									20	17	-3	-15%	0.59	0.50
	<i>Other Violence</i>	39	38	44	42									116	163	47	41%	3.41	4.78
	ASB	179	193	203	192									641	767	126	20%	18.82	22.52
	<i>Noise</i>	63	63	86	78									223	290	67	30%	6.55	8.51
	<i>Youth</i>	57	62	60	64									188	243	55	29%	5.52	7.13
	<i>Alcohol</i>	19	41	36	30									91	126	35	38%	2.67	3.70
	Deliberate Fires	7	6	12	10									21	35	14	67%	0.55	0.92
<i>Average Quarterly Score</i>	Cleanliness Score	89	88	85	91									91	88	-3	-4%	N/A	N/A
	Graffiti (reactive)	1	4	4	5									13	14	1	8%	0.38	0.41
	Fly-Tipping (reactive)	25	37	61	52									233	175	-58	-25%	6.84	5.14
	Dog Fouling (reactive)	18	5	10	13									55	46	-9	-16%	1.61	1.35
	Unemployment	998	951	934	957									5320	3840	-1480	-28%	140.12	101.14

Ward	Category	Apr-15	May-15	Jun-15	Jul-15	Aug-15	Sep-15	Oct-15	Nov-15	Dec-15	Jan-16	Feb-16	Mar-16	Year To Date				YTD Crime Rates	
														2014-15	2015-16	Volume +/-	% Change	2014-15	2015-16
Berridge	All Crime	131	137	179	157									542	604	62	11%	29.06	32.38
	Victim Based Crime	121	127	162	137									497	547	50	10%	26.65	29.33
	Criminal Damage	15	18	19	12									72	64	-8	-11%	3.86	3.43
	Theft	32	32	44	45									117	153	36	31%	6.27	8.20
	Dwelling Burglary	2	11	17	6									58	36	-22	-38%	3.11	1.93
	Violence	39	41	43	37									126	160	34	27%	6.76	8.58
	<i>Domestic Violence</i>	18	14	16	14									55	62	7	13%	2.95	3.32
	<i>NTE Violence</i>	1	2	0	0									2	3	1	50%	0.11	0.16
	<i>Other Violence</i>	20	25	27	23									69	95	26	38%	3.70	5.09
	ASB	110	136	150	124									406	520	114	28%	21.77	27.88
	<i>Noise</i>	42	54	65	53									156	214	58	37%	8.36	11.47
	<i>Youth</i>	31	46	46	41									122	164	42	34%	6.54	8.79
	<i>Alcohol</i>	11	20	22	22									53	75	22	42%	2.84	4.02
	Deliberate Fires	1	1	1	2									10	5	-5	-50%	0.54	0.27
<i>Average Quarterly Score</i>	Cleanliness Score	90	87	85	86									93	87	-6	-7%	N/A	N/A
	Graffiti (reactive)	0	1	2	5									7	8	1	14%	0.38	0.43
	Fly-Tipping (reactive)	18	28	46	34									148	126	-22	-15%	7.94	6.76
	Dog Fouling (reactive)	18	3	4	5									31	30	-1	-3%	1.66	1.61
	Unemployment	675	642	624	641									3647	2582	-1065	-29%	195.54	138.44

Ward	Category	Apr-15	May-15	Jun-15	Jul-15	Aug-15	Sep-15	Oct-15	Nov-15	Dec-15	Jan-16	Feb-16	Mar-16	Year To Date				YTD Crime Rates	
														2014-15	2015-16	Volume +/-	% Change	2014-15	2015-16
Sherwood	All Crime	160	105	144	141									496	550	54	11%	32.18	35.68
	Victim Based Crime	137	99	130	128									464	494	30	6%	30.10	32.05
	Criminal Damage	23	12	28	27									55	90	35	64%	3.57	5.84
	Theft	50	42	38	51									185	181	-4	-2%	12.00	11.74
	Dwelling Burglary	5	6	7	2									34	20	-14	-41%	2.21	1.30
	Violence	33	22	39	34									101	128	27	27%	6.55	8.30
	<i>Domestic Violence</i>	11	5	16	14									36	46	10	28%	2.34	2.98
	<i>NTE Violence</i>	3	4	6	1									18	14	-4	-22%	1.17	0.91
	<i>Other Violence</i>	19	13	17	19									47	68	21	45%	3.05	4.41
	ASB	69	57	53	68									235	247	12	5%	15.25	16.02
	<i>Noise</i>	21	9	21	25									67	76	9	13%	4.35	4.93
	<i>Youth</i>	26	16	14	23									66	79	13	20%	4.28	5.13
	<i>Alcohol</i>	8	21	14	8									38	51	13	34%	2.47	3.31
	Deliberate Fires	6	5	11	8									11	30	19	173%	0.57	1.55
<i>Average Quarterly Score</i>	Cleanliness Score	88	89	84	95									90	89	-1	-1%	N/A	N/A
	Graffiti (reactive)	1	3	2	0									6	6	0	0%	0.39	0.39
	Fly-Tipping (reactive)	7	9	15	18									85	49	-36	-42%	5.51	3.18
	Dog Fouling (reactive)	0	2	6	8									24	16	-8	-33%	1.56	1.04
	Unemployment	323	309	310	316									1673	1258	-415	-25%	86.61	65.13

BERRIDGE AND SHERWOOD AREA COMMITTEE
24 SEPTEMBER 2015

Title of paper:	ACTION TAKEN UNDER DELEGATED AUTHORITY – WARD ALLOCATIONS	
Director(s)/ Corporate Director(s):	Andy Vaughan, Strategic Director of Commercial and Neighbourhood Services	Wards affected: Berridge and Sherwood
Report author(s) and contact details:	Debbie Royle Neighbourhood Development Officer - Berridge Ward 0115 8838468 – debbie.royle@nottinghamcity.gov.uk Beth Hanna Neighbourhood Development Officer - Berridge Ward 0115 8838466 – beth.hanna@nottinghamcity.gov.uk Angela Bolton Neighbourhood Development Officer - Sherwood Ward 0115 8838476 - angela.bolton@nottinghamcity.gov.uk	
Other colleagues who have provided input:	None	
Date of consultation with Portfolio Holder(s) (if relevant)	N/A	
Relevant Council Plan Strategic Priority:		
Cutting unemployment by a quarter		<input checked="" type="checkbox"/>
Cut crime and anti-social behaviour		<input checked="" type="checkbox"/>
Ensure more school leavers get a job, training or further education than any other City		<input checked="" type="checkbox"/>
Your neighbourhood as clean as the City Centre		<input checked="" type="checkbox"/>
Help keep your energy bills down		<input type="checkbox"/>
Good access to public transport		<input type="checkbox"/>
Nottingham has a good mix of housing		<input type="checkbox"/>
Nottingham is a good place to do business, invest and create jobs		<input checked="" type="checkbox"/>
Nottingham offers a wide range of leisure activities, parks and sporting events		<input checked="" type="checkbox"/>
Support early intervention activities		<input checked="" type="checkbox"/>
Deliver effective, value for money services to our citizens		<input checked="" type="checkbox"/>
Summary of issues (including benefits to citizens/service users):		
This report asks the committee to note decisions made under delegated authority that support the local community in a variety of ways. The funds allocated by Area Committee are used to address diverse needs from various sections of the community and reduce inequalities.		
Recommendation(s):		
1	To note the actions taken under delegated authority, as detailed in Appendix 1.	

1. REASONS FOR RECOMMENDATIONS

- 1.1 Decisions in relation to councillors ward allocations are made under delegated authority by the Strategic Director of Commercial and Neighbourhood Services. These decisions must then be reported to Area Committee for information.

2. BACKGROUND (INCLUDING OUTCOMES OF CONSULTATION)

2.1 This action follows the arrangements established by the Executive Board in respect of individual Councillor allocation budget spending

3. OTHER OPTIONS CONSIDERED IN MAKING RECOMMENDATIONS

3.1 No other options were considered.

4. FINANCE COMMENTS (INCLUDING IMPLICATIONS AND VALUE FOR MONEY/VAT)

4.1 Councillors had an individual ward allocation for 2014/2015 and a further £15,000 for 2015/2016 (agreed at Full Council on 9 March 2015). A proportion of uncommitted funds from 2014/2015 has been brought forward and been committed within this financial year.

5. LEGAL AND PROCUREMENT COMMENTS (INCLUDING RISK MANAGEMENT ISSUES, AND LEGAL, CRIME AND DISORDER ACT AND PROCUREMENT IMPLICATIONS)

5.1 These arrangements provide transparency and regulation in the spending of individual Councillor's allocation.

6. EQUALITY IMPACT ASSESSMENT

Has the equality impact been assessed?

Not needed (report does not contain proposals or financial decisions)

No

Yes – Equality Impact Assessment attached

7. LIST OF BACKGROUND PAPERS OTHER THAN PUBLISHED WORKS OR THOSE DISCLOSING CONFIDENTIAL OR EXEMPT INFORMATION

7.1 None.

8. PUBLISHED DOCUMENTS REFERRED TO IN COMPILING THIS REPORT

8.1 None.

Action Taken Under Delegated Authority – Ward Allocations

Berridge Ward Budget Allocations 2015/16 - Councillors Ibrahim, Jones and Neal

Item	Recipient	Date Agreed	Total
May half term youth activities	The Pythian Club	27.5.15	£150
Awards Evening	Muslim Community Organisation	10.6.15	£425
Hyson Green Cultural Festival	HGCF	16.6.15	£1500
Development worker post	Muslim Community Organisation		£135
Wormaries	Edible Ave	8.7.15	£320
Summer youth activities	The Pythian Club	8.7.15	£1500
Carnival activities and events	Zodiac All Star Carnival Troupe	15.7.15	£1500
Youth activities	The Sumac Centre		£1500
Family Fun Day 28 th July	Various		£600
Roma community work action plan	Various	29.7.15	£1000
Pakistan Heritage Week	United Pakistan Kashmiri Organisation	13.8.15	£600

Allocation 2015/16	£15,000
Unspent Balance b/fwd 2014/15	£983
Total Available Allocation 2015/15	£15,983
Decommitted funds	
Allocated Funds (Spent and unspent)	£9230
Uncommitted balance as at 24/9/2015	£6753

Berridge Ward figures have been amended using the most recent financial information provided, taking into account monies that have been unspent and returned.

Sherwood Ward Budget Allocations 2015/16 – Councillors Ball, Parbutt and Urquhart

Sherwood ward figures have been amended using the most recent financial information provided, taking into account monies that have been unspent and returned.

Item	Recipient	Date Agreed	Total
Pythian Club – 10 week programme of activities for young people at ELCC	Pythian Club – subject to checks and agreements	1 st October 2015	£1000

Allocation 2015/2016	£15,000
Total Available Allocation 2013/14 (inc. carryover from 2014/2015)	£ 15, 264
Allocated Funds (Spent and unspent)	£1000
Uncommitted balance as at 01/09/15	£14, 264

BERRIDGE AND SHERWOOD AREA COMMITTEE
24 SEPTEMBER 2015

Title of paper:	AREA COMMITTEE COMMUNITY REPRESENTATIVES	
Director(s)/ Corporate Director(s):	Andy Vaughan, Strategic Director of Commercial and Neighbourhood Services	Wards affected: Berridge, Sherwood
Report author(s) and contact details:	Beth Hanna Neighbourhood Development Officer – Berridge Ward 0115 8838466 beth.hanna@nottinghamcity.gov.uk Debbie Royle Neighbourhood Development Officer – Berridge Ward 0115 8838468 debbie.royle@nottinghamcity.gov.uk Angela Bolton Neighbourhood Development Officer – Sherwood Ward 0115 8838476 angela.bolton@nottinghamcity.gov.uk	
Other colleagues who have provided input:	None	
Date of consultation with Portfolio Holder(s) (if relevant)	N/A	
Relevant Council Plan Strategic Priority:		
Cutting unemployment by a quarter		<input type="checkbox"/>
Cut crime and anti-social behaviour		<input type="checkbox"/>
Ensure more school leavers get a job, training or further education than any other City		<input type="checkbox"/>
Your neighbourhood as clean as the City Centre		<input type="checkbox"/>
Help keep your energy bills down		<input type="checkbox"/>
Good access to public transport		<input type="checkbox"/>
Nottingham has a good mix of housing		<input type="checkbox"/>
Nottingham is a good place to do business, invest and create jobs		<input type="checkbox"/>
Nottingham offers a wide range of leisure activities, parks and sporting events		<input type="checkbox"/>
Support early intervention activities		<input type="checkbox"/>
Deliver effective, value for money services to our citizens		<input checked="" type="checkbox"/>
Summary of issues (including benefits to citizens/service users):		
The report invites the Area Committee to formally appoint Community Representatives from the Berridge and Sherwood Wards onto the Area 5 Committee as required by the Terms of References for the Role of Area Committee Community Representatives.		
Local organisations are invited annually to nominate a representative to the Area Committee. The role of the community representative and the procedure for accepting nominations is outlined in Appendix 1.		
Recommendation(s):		
1	To formally note the appointments of Area Committee Community Representatives from the Berridge and Sherwood Wards, as highlighted in Appendix 2, to the Area Committee for the municipal year 2015/2016.	

1. REASONS FOR RECOMMENDATIONS

- 1.1 The Council's constitution requires Area Committees to formally confirm Community Representatives at the start of the municipal year and encourage citizens living in the ward to become involved in democratic decision making process alongside Councillors.

2. BACKGROUND (INCLUDING OUTCOMES OF CONSULTATION)

- 2.1 Each year the Area Committee invites nominations from relevant groups and organisations and appoints representatives from the wards. Nominations are attracted from groups that are active in the area, but there is also the need to ensure that the Committee reflects the views of all sectors of its community.
- 2.2 The role of the Community Representatives on an Area Committee has been designed to bring citizens living in the area in question into the democratic decision making process alongside Councillors.
- 2.3 The revised Terms of Reference for the Role of Area Committee Community Representatives include guidance on the selection and the role of the Community Representative and is designed to help achieve reflective representation of the ward.
- 2.4 The Council's constitution requires Area Committees to confirm community representatives at the start of each municipal year, normally a meeting in May and the Neighbourhood Development Officers have been liaising with local community groups in advance of this meeting.
- 2.5 Nomination forms were sent out along with the Terms and References for the Role of Area Committee Representative to groups and organisations on the basis that it provides a geographical representation of the ward.
- 2.6 Completed nomination forms and expression of interest for Community Representatives onto the Area 5 Committee for the municipal year 2015/16 were received from groups and community organisations and these are listed in Appendix 2.

3. OTHER OPTIONS CONSIDERED IN MAKING RECOMMENDATIONS

- 3.1 None

4. FINANCE COMMENTS (INCLUDING IMPLICATIONS AND VALUE FOR MONEY/VAT)

- 4.1 That the Area Committee set aside a small budget for the payment of travel and care costs for Community Representatives

5. LEGAL AND PROCUREMENT COMMENTS (INCLUDING RISK MANAGEMENT ISSUES, AND LEGAL, CRIME AND DISORDER ACT AND PROCUREMENT IMPLICATIONS)

- 5.1 None

6. EQUALITY IMPACT ASSESSMENT

- 6.1 The appointment of community representatives will provide an opportunity for voluntary groups to be part of the area committee process alongside the views of the elected

representatives which will help to promote a level of discussion, debate and decision making to reflect the views of the wider area 5 community.

7. LIST OF BACKGROUND PAPERS OTHER THAN PUBLISHED WORKS OR THOSE DISCLOSING CONFIDENTIAL OR EXEMPT INFORMATION

7.1 None

8. PUBLISHED DOCUMENTS REFERRED TO IN COMPILING THIS REPORT

8.1 None

The Role of Community Representatives

- You will be encouraged to act as an ambassador for the Area Committee to help to raise the profile of the work done by the Area Committee.
- You should attend all Area Committee meetings, events, training etc wherever possible.
- If you cannot attend the meetings try to find someone who will cover for you.
- You should represent the views of residents and of your group or community who live and work in the area.
- All business representatives should have business premises within the area.
- You will be encouraged and entitled to speak on all items discussed at Area Committee meetings.
- Events and training will be held for you to give you the confidence and knowledge to be actively involved within the Area Committee. We will ask you what training and events you would like.
- You will be invited to put forward items for discussion at the Area Committee meetings. You will need to do this at least 3 weeks before the date of the meeting.
- You will be encouraged to tell us when things are not running well.
- You will find it much easier to fulfill your role if you have read the reports before the meeting and, if possible, had a chance to discuss the report with your community group. Everyone will benefit from this as it allows the community representatives to play a much more active role and makes for a more effective and informed contribution to discussions and debate.
- Most importantly, any relevant information should be passed back to your community group to any local friends, neighbours or colleagues. None of the information made available during the meetings are secret or confidential.
- One of the biggest challenges for the Area Committee is to keep people informed. Your agreement to pass on information, display and distribute any publicity material in community venues and promote involvement in the work of the Area Committee and to take an active role in local community consultations is appreciated.

CENTRAL LOCALITY - COMMUNITY INVOLVEMENT IN AREA COMMITTEES: THE CRITERIA AND PROCESS FOR SELECTION

INTRODUCTION

- Encouraging greater participation in service delivery and decision making was one of the main reasons for establishing Area Committees in 1995.
- The new terms of reference give Area Committees more responsibilities which in turn will have an impact on the involvement of local representatives.

THE CRITERIA FOR SELECTION

- Community or Voluntary organisations that wish to be represented on Area Committees will be properly constituted (i.e. have a constitution/terms of reference, have regular meetings, and operate an Equal Opportunities Policy)
- All community group representatives (except those representing citywide organisations), should live in the area and seek to represent the views of their group(s) or community organisation and not individual viewpoints.
- Community Group representatives will have established networks/systems for passing information to the Area Committee from groups that they represent, citizens that they aim to serve within their area and likewise feedback information from the Area Committee.
- Representatives will be selected each civic year (normally in May), Only one nomination per group will be accepted by the Area Committee at any given time. Any person from the group can attend Area Committee meetings although only the nominated community representative will be allowed to speak. If the community representative is unable to attend a meeting, the group can nominate an individual to speak on behalf of the community representative for the group.
- Any member of the public may have the right to attend Area Committee meetings as an observer.

POWERS OF COMMUNITY GROUP REPRESENTATIVES

- Community Group Representatives are entitled to speak on all items discussed at Area Committee meetings and can 'influence' the decisions (but cannot vote on any matter) being made by the area committee.
- Community Group representatives will be entitled to claim expenses for travelling and care costs related to attending Area Committee meetings.
- Community Group representatives will be able to submit items for inclusion on the Area Committee agenda at least three weeks before the meeting or in advance of the meeting with the agreement of the Chair.
- Community Group representatives will be entitled to attend specific events and training across the city in order to carry out their role and responsibilities in relation to Area Committee/Working.
- Community Group Representatives can make formal presentations at Area Committee meetings on community projects/initiatives with the prior agreement of the Chair.

POWERS OF COUNCILLORS IN RELATION TO COMMUNITY INVOLVEMENT IN AREA COMMITTEES

- Only Councillors can vote on all matters in respect of the Area Committee
- If a representative fails to attend committee meetings consistently without good reason, the Area Committee may approach their organisation for a replacement.
- If a representative is deemed to persistently not abide by the corporate policies of Nottingham City Council, (e.g. Health & Safety, Equality and Diversity), he/she will

be required to resign their position as local community group representative on the Area Committee

- Councillors may choose to invite representatives from other organisations outside their geographical area in order to widen participation from under-represented groups.
- Councillors will allocate a small 'rolling budget' for reimbursement of Community Group Representative's expenses.
- If Community Representatives find it beneficial and have made a request, Councillors will provide community group representatives with an opportunity to meet together with the Locality Team prior to each Area Committee meeting, to discuss the agenda or other items of concern.

THE PROCESS

- Each year Councillors must determine the number of Community Representatives that they wish to represent the community. This may be based on a set number of places per ward or according to specific interests and issues in the area. Representation should take account of the population make up of the area. Where under-representation exists, city wide groups may be approached for representation.
- Once per year (normally in March) the Locality Team will send out nomination forms by post, (together with an Area Committee information pack), to all community organisations in the area, inviting them to nominate a representative from their organisation to be involved in Area Committee meetings
- Locality Managers will assess completed nomination forms to ensure that the selection criteria are met and will produce a report for Area Committee detailing nominations received.
- Councillors will decide which of the nominations should be selected for community group representation at Area Committee meetings, taking into account the population make up of the area or specific issues/interests in the area.
- Those community group organisations selected will be notified in writing of the offer by the Locality team. Details of future dates of committee meetings will be sent out at the same time.
- A review will take place each civic year (by Councillors – advised by officers) to determine what groups are the most appropriate to be represented on the area committee
- Where nominations are not accepted, a letter explaining why will be signed by the Chair and sent to the organisation, together with details of other options for involvement in area working.
- Where groups are dissatisfied with the decision, they have the right to appeal to the Area Committee within four months.
- Councillors will then enlist the assistance of other Councillors of the city (Area Chairs Panel), to review the decision and any decision made thereafter, will be final.

Appendix 2

<u>Organisation</u>	<u>Name</u>
Carrington Tenants and Residents Group	Carol Mee
Partnership Council	Moby Farrands
The Seeds Foundation	Farook Mir

This page is intentionally left blank

BERRIDGE AND SHERWOOD AREA COMMITTEE – 24 SEPTEMBER 2015

Title of paper:	Appointments to Outside Bodies	
Director(s)/ Corporate Director(s):	Glen O'Connell, Corporate Director for Resilience	Wards affected: Berridge and Sherwood
Report author(s) and contact details:	Nancy Barnard, Governance Manager nancy.barnard@nottinghamcity.gov.uk , 0115 876 4312	
Other colleagues who have provided input:	N/A	
Date of consultation with Portfolio Holder(s) (if relevant)	N/A	
Relevant Council Plan Strategic Priority:		
Cutting unemployment by a quarter		<input type="checkbox"/>
Cut crime and anti-social behaviour		<input type="checkbox"/>
Ensure more school leavers get a job, training or further education than any other City		<input type="checkbox"/>
Your neighbourhood as clean as the City Centre		<input type="checkbox"/>
Help keep your energy bills down		<input type="checkbox"/>
Good access to public transport		<input type="checkbox"/>
Nottingham has a good mix of housing		<input type="checkbox"/>
Nottingham is a good place to do business, invest and create jobs		<input type="checkbox"/>
Nottingham offers a wide range of leisure activities, parks and sporting events		<input type="checkbox"/>
Support early intervention activities		<input type="checkbox"/>
Deliver effective, value for money services to our citizens		<input checked="" type="checkbox"/>
Summary of issues (including benefits to citizens/service users):		
Executive Board has delegated responsibility for appointments to locality based outside bodies to the relevant Area Committees. This report asks the committee to confirm appointments to outside bodies relevant to its area and to agree any additional local bodies to be added to the register of outside bodies.		
Outside bodies to which Area Committees appoint are influential locally in respect of the community as a whole or in respect of certain sectors of the community. By making appointments, the Council ensures that the needs of its customers/service users are represented.		
Recommendation(s):		
1	Agree the appointments to outside bodies listed in the table in Appendix A.	
2	Agree any proposed additions to or deletions from the register.	

1. REASONS FOR RECOMMENDATIONS

- 1.1 To ensure that appointments to outside bodies are updated to reflect changes in Council membership following the local elections, and that the bodies to which the Council makes appointments remain relevant to its business.

2. BACKGROUND (INCLUDING OUTCOMES OF CONSULTATION)

- 2.1 At its meeting on 16 June, Executive Board reviewed the register of Outside Bodies to which the Council makes appointments. Board agreed to delegate responsibility for making appointments to locality based outside bodies, together with responsibility for

adding to or deleting relevant organisations from the register during the current Council term to the relevant Area Committee. During consultation, Sherwood Councillors suggested that representatives are not required for Edwards Lane Community Association Management Committee, Sherwood Community Association Management Committee or Winwood Community Association. It is therefore suggested that these bodies are removed from the register.

- 2.2 This report invites the Committee to agree the appointments to outside bodies relevant to this area following consultation with the Chair of the Area Committee and an opposition group representative where relevant. The proposed appointments are listed in Appendix A.

3. OTHER OPTIONS CONSIDERED IN MAKING RECOMMENDATIONS

- 3.1 Not to make appointments to outside bodies – this would leave the Council without representation on a number of locally relevant organisations.

4. FINANCE COMMENTS (INCLUDING IMPLICATIONS AND VALUE FOR MONEY/VAT)

- 4.1 N/A

5. LEGAL AND PROCUREMENT COMMENTS (INCLUDING RISK MANAGEMENT ISSUES, AND LEGAL, CRIME AND DISORDER ACT AND PROCUREMENT IMPLICATIONS)

- 5.1 N/A

6. EQUALITY IMPACT ASSESSMENT

Has the equality impact been assessed?

Not needed (report does not contain proposals or financial decisions)

No

Yes – Equality Impact Assessment attached

7. LIST OF BACKGROUND PAPERS OTHER THAN PUBLISHED WORKS OR THOSE DISCLOSING CONFIDENTIAL OR EXEMPT INFORMATION

- 7.1 None

8. PUBLISHED DOCUMENTS REFERRED TO IN COMPILING THIS REPORT

- 8.1 Report to and minutes of the meeting of Executive Board held on 16 June 2015.

OUTSIDE BODIES APPOINTED BY AREA COMMITTEES**Berridge and Sherwood – September 2015**

Outside Body	Function	No. of Reps	Cllr/ Non Cllr	Recommended Appointments	Meetings Frequency	Other Information (including when added to register)
Edwards Lane Community Association Management Committee	Manage Edwards Lane Community Centre.	1	Non-Cllr	Vacancy	10 per annum	Transferred to register in 2015 review
Forest Fields Advice Centre Management Committee	Manage Advice Centre	2	Cllr	Cllr T Neal	Monthly	Transferred to register in 2015 review Transferred to Area Committee register by Executive Board 16/06/15
New Basford Community Association Management Committee	Manage community centre	2	Cllr (Observer)	Cllr Jones	Monthly	Transferred to register in 2015 review
Sherwood Community Association Management Committee	Manage Community Centre and promote community.	1	Cllr	Vacancy	Quarterly	Transferred to register in 2015 review
Winwood Community Association	Promote Community Activities	1	Cllr	Vacancy	Monthly	To be added at Executive Board 16/06/15

This page is intentionally left blank

BERRIDGE AND SHERWOOD AREA COMMITTEE
24 SEPTEMBER 2015

Title of paper:	Nottingham City Homes Update Report	
Director(s)/ Corporate Director(s):	Nick Murphy Chief Executive of Nottingham City Homes	Wards affected: Berridge and Sherwood
Report author(s) and contact details:	Paul Howard Tenancy and Estate Manager paul.howard@nottinghamcityhomes.org.uk Chanel Richards Tenancy and Estate Manager Chanel.richards@nottinghamcityhomes.org.uk	
Other colleagues who have provided input:	None	
Date of consultation with Portfolio Holder(s) (if relevant)	N/A	
Relevant Council Plan Strategic Priority:		
Cutting unemployment by a quarter		<input type="checkbox"/>
Cut crime and anti-social behaviour		<input type="checkbox"/>
Ensure more school leavers get a job, training or further education than any other City		<input type="checkbox"/>
Your neighbourhood as clean as the City Centre		<input type="checkbox"/>
Help keep your energy bills down		<input type="checkbox"/>
Good access to public transport		<input type="checkbox"/>
Nottingham has a good mix of housing		<input type="checkbox"/>
Nottingham is a good place to do business, invest and create jobs		<input type="checkbox"/>
Nottingham offers a wide range of leisure activities, parks and sporting events		<input type="checkbox"/>
Support early intervention activities		<input type="checkbox"/>
Deliver effective, value for money services to our citizens		<input checked="" type="checkbox"/>
Summary of issues (including benefits to customers/service users):		
The area performance reports provide updates on key issues and themes which link back to local priorities and the strategic themes for Nottingham City Homes.		
The reports provide summary updates on the following key themes:		
<ul style="list-style-type: none"> • Capital Programme and major work; • Area Regeneration and Environmental Issues; • Key messages from the Tenant and Leasehold Congress; • Tenant and Residents Associations updates; • Area Performance Figures; • Good news stories and positive publicity. 		
The report also requests approval for environmental schemes and necessary funding.		
Recommendation(s):		
1	To note and comment on the information provided in the report and appendices.	
2	To approve the environmental schemes set out in section 2 of Appendix 2.	

1 REASONS FOR RECOMMENDATIONS (INCLUDING OUTCOMES OF CONSULTATION)

- 1.1 The report provides a descriptive and statistical picture of what is happening at an area level and invites Councillors and community representatives to comment, debate, and challenge and identify how they can add value to improve their neighbourhoods.
- 1.2 The report also monitors progress in the wards and acts as a catalyst for debate about the key performance issues impacting upon the ward on a quarterly basis.

2 BACKGROUND (INCLUDING OUTCOMES OF CONSULTATION)

- 2.1 Nottingham City Homes previously reported on performance at local Area Panels that sat below the respective Area Committees. These panels were attended by local residents, local Councillors and partner agencies.
- 2.2 Nottingham City Homes has a goal to ‘create homes and places where people want to live’ and to give tenants and leaseholders an input in shaping what happens in their area. This report is one of a number of initiatives that increases the transparency and accountability of the Company’s performance
- 2.3 Following the decision to have a Nottingham City Homes representative attend Area Committee, it was decided to provide the Nottingham City Homes Update Report.

3 OTHER OPTIONS CONSIDERED IN MAKING RECOMMENDATIONS

- 3.1 None

4 FINANCE COMMENTS (INCLUDING IMPLICATIONS AND VALUE FOR MONEY/VAT)

- 4.1 None

5 LEGAL AND PROCUREMENT COMMENTS (INCLUDING RISK MANAGEMENT ISSUES, AND INCLUDING LEGAL, CRIME AND DISORDER ACT AND PROCUREMENT IMPLICATIONS)

- 5.1 None

6 EQUALITY IMPACT ASSESSMENT

Has the equality impact been assessed?

- Not needed (report does not contain proposals or financial decisions)
- No
- Yes— Equality impact Assessment attached

7 LIST OF BACKGROUND PAPERS OTHER THAN PUBLISHED WORKS OR THOSE DISCLOSING CONFIDENTIAL OR EXEMPT INFORMATION

- 7.1 None







8 PUBLISHED DOCUMENTS REFERRED TO IN COMPILING THIS REPORT

- 8.1 None









Area report - Sherwood & Berridge

Generated on: 19 August 2015





AC5-1 Anti-social behaviour

Performance indicator and definition	Target	2015/16			2014/15	2013/14	Latest Note
		Value	Status	Long Trend	Value	Value	
% of ASB cases resolved by first intervention – Central region <i>Note: This PI monitors the ability of the HPM to select the correct first intervention.</i>	84%	100%			86.67%	84.78%	Good performance in first quarter in relation to this indicator. Quite a few overgrown garden cases resolved by first intervention
% of ASB cases resolved – Central region <i>Note: This PI measures the proportion of ASB cases NCH has successfully resolved. Data for this PI is not available by ward and is reported by Housing Office.</i>	97.8%	100%			100%	100%	Strong performance in this quarter for this PI.
Number of new ASB cases – Central region <i>Note: Data for this PI is only available by Housing Office.</i>		31			121	144	Quite a lot of new cases this month (Jan) including a number of drug warrants executed by Police.
Tenant satisfaction with the ASB service - Central region <i>Note: Data for this PI is only available by Housing Office.</i>	8					7.8	trend is improving but more work to be done to reach target; customer care is paramount issue and is constantly reinforced through one to ones







AC5-2 Repairs

Performance indicator and definition	Target	2015/16			2014/15	2013/14	Latest Note
		Value	Status	Long Trend	Value	Value	
% of repairs completed in target – AC - Sherwood & Berridge <i>Note: This PI monitors the proportion of repairs being completed within agreed timescales.</i>	96%	93.41%			97.45%	96.68%	
% of repairs completed in target – Berridge Ward <i>Note: This PI monitors the proportion of repairs being completed within agreed timescales.</i>	96%	92.51%			98.01%	96.85%	
% of repairs completed in target – Sherwood Ward <i>Note: This PI monitors the proportion of repairs being completed within agreed timescales.</i>	96%	93.6%			97.35%	96.65%	
Tenant satisfaction with the repairs service <i>Note: Data for this PI is only available citywide</i>	9	9.01			8.9	8.78	WS June-2015 Whilst slightly short of the Corporate Plan target of 9, performance of 8.94 in 2014/15 is higher than all previous annual outturn's. We are changing how we survey this satisfaction going forward which may have a positive or negative affect on this KPI.







AC5-3 Rent Collection

Performance indicator and definition	Target	2015/16			2014/15	2013/14	Latest Note
		Value	Status	Long Trend	Value	Value	
<p>% of rent collected</p> <p><i>Note: This PI measures the amount of rent collected (including tenant arrears) as a percentage of rent due for the current year. Data for this indicator is not available by ward and is reported city wide.</i></p> <p><i>Trend shows as improving if value over 100% as arrears are decreasing.</i></p>	100%	98.78%			100.56%	100.02%	<p>Although performance is behind target, and slightly behind the position at this point last year, this is a year-end target and we are on track to achieve 100% by the end of quarter two. We have a range of initiatives planned to improve collection rate. We are focusing on the Responsible Tenant Reward recipients from last year. All those who received the reward last year but who have failed to reduce their debt will be targeted by the team. In addition we have a cash collection competition running in August and a data capture competition. The latter will have the added benefit of increased contact which should improve the collection rate.</p>
<p>% of tenancies ending due to eviction</p> <p><i>Note: This PI monitors the percentage of tenants being evicted due to rent arrears and is reported citywide.</i></p>	0.45%	0.47%			0.56%	0.74%	<p>We continue to work hard to sustain tenancies and only evict when all other avenues have been exhausted. We have evicted only half the number of tenants for rent arrears compared to the same point last year.</p>







AC5-4a Empty properties - Average relet time

Performance indicator and definition	Target	2015/16			2014/15	2013/14	Latest Note
		Value	Status	Long Trend	Value	Value	
<p>Average void re-let time (calendar days) – AC - Sherwood & Berridge</p> <p><i>Note: This PI measures how long it takes NCH to re-let empty properties from the end of the old tenancy to the start of the new tenancy</i></p>	25	28.12			36.14	43.55	<p>Void performance summary: There are currently 10 empty properties in the Area Committee 5 area. The average time to relet properties in the Area Committee 5 area is 32 days. There have been 82 new lettings this year. The city wide time to let empty properties is 26. Our voids processes have recently undergone a review. In the long term this should result in an improvement in performance. There are still some long term/hard to let properties in the system which have an adverse effect on performance. The longest a property has been empty in this area is 5 weeks. The lettings service houses around 200 families each month around the city.</p>
<p>Average void re-let time (calendar days) – Berridge Ward</p> <p><i>Note: This PI measures how long it takes NCH to re-let empty properties from the end of the old tenancy to the start of the new tenancy.</i></p>	25	5.25			17.6	14.14	<p>Void performance summary: There are currently 0 empty properties in the Berridge ward area. The average time to relet properties in the Berridge ward area is 18 days. There have been 5 new lettings this year. The city wide time to let empty properties is 26. Our voids processes have recently undergone a review. In the long term this should result in an improvement in performance. There are still some long term/hard to let properties in the system which have an adverse effect on performance. The longest a property has been empty in this area is 0 weeks. The lettings service houses around 200 families each month around the city.</p>
<p>Average void re-let time (calendar days) – Sherwood Ward</p> <p><i>Note: This PI measures how long it takes NCH to re-let empty properties from the end of the old tenancy to the start of the new tenancy</i></p>	25	35.15			37.66	46.67	<p>Void performance summary: There are currently 8 empty properties in the Sherwood ward area. The average time to relet properties in the Sherwood ward area is 38 days. There have been 61 new lettings this year. The city wide time to let empty properties is 26. Our voids processes have recently undergone a review. In the long term this should result in an improvement in performance. There are still some long term/hard to let properties in the system which have an adverse effect on performance. The longest a property has been empty in this area is 5 weeks. The lettings service houses around 200 families each month around the city.</p>







AC5-4b Empty properties - Lettable voids

Performance indicator and definition	Target	2015/16			2014/15	2013/14	Latest Note
		Value	Status	Long Trend	Value	Value	
Number of lettable voids– AC - Sherwood & Berridge <i>Note: Lettable voids are empty properties available for re-letting. They will receive repair work and then be re-let to a new tenant.</i>		11			8	15	
Number of lettable voids – Berridge Ward <i>Note: Lettable voids are empty properties available for re-letting. They will receive repair work and then be re-let to a new tenant.</i>		0			0	1	
Number of lettable voids – Sherwood Ward <i>Note: Lettable voids are empty properties available for re-letting. They will receive repair work and then be re-let to a new tenant.</i>		11			8	14	

AC5-4c Empty properties - Decommissioning

Performance indicator and definition	Target	2015/16			2014/15	2013/14	Latest Note
		Value	Status	Long Trend	Value	Value	
Number of empty properties awaiting decommission – AC - Sherwood & Berridge <i>Note: This PI shows the number of empty properties which will not be re-let and includes those being decommissioned and / or demolished.</i>		0			0	6	
Number of empty properties awaiting decommission – Berridge ward <i>Note: This PI shows the number of empty properties which will not be re-let and includes those being decommissioned and / or demolished.</i>		0			0	4	
Number of empty properties awaiting decommission – Sherwood Ward <i>Note: This PI shows the number of empty properties which will not be re-let and includes those being decommissioned and / or demolished.</i>		0			0	2	

AC5-5 Tenancy sustainment

Performance indicator and definition	Target	2015/16			2014/15	2013/14	Latest Note
		Value	Status	Long Trend	Value	Value	
Percentage of new tenancies sustained - AC - Sherwood & Berridge <i>Note: This PI measures the number of new tenants who are still in their tenancy 12 months later.</i>	93.5%	96.81%			95.46%	94.6%	Above target 3x failures in Sherwood ward were 1x eviction rent; 1x NTQ lodging; 1x NTQ private rented
Percentage of new tenancies sustained - Berridge Ward (2003) <i>Note: This PI measures the number of new tenants who are still in their tenancy 12 months later.</i>	93.5%	100%			100%	80%	100% performance off low sample size
Percentage of new tenancies sustained - Sherwood Ward <i>Note: This PI measures the number of new tenants who are still in their tenancy 12 months later.</i>	93.5%	96.47%			94.87%	95.65%	Above target - Failures in ward were 1x eviction rent; 1x NTQ lodging; 1x NTQ private rented

This page is intentionally left blank

NCH update report

APPENDIX 2



Time: 18:00

Date: 24 September 2015

Presented by: Paul Howard/Chanel Richards

Page 71

	Item	Executive Summary / Key Points	For information or decision
1	Capital Programme & major works	<p>Winchester & Woodthorpe Courts Work to install sprinkler systems in the above two courts has been delayed as it will be incorporated into the wider refurbishment proposed to externally insulate the two high rise blocks and upgrade the heating to make the flats more thermally efficient for residents. These improvements will be planned in for next financial year.</p>	Information
2	Area Regeneration and Environmental Issues	<p>Environmental Schemes</p> <p>Sherwood 1. Request for £10,856.00 from the Sherwood Environmental budget to alleviate issues with crime and drugs around HMP Nottingham prison. Install 5 new gates around Gunthorpe Drive and around the perimeter of the prison to prevent illegal activity. Roller barrier to also be installed to the wall on the land next to 2 Gunthorpe Drive to prevent individuals from climbing onto the wall.</p>	Decision

Remaining Budgets for information:

Area	Ward	Actual Budget (including carry over from 2014/15)	Schemes Approved	Schemes Committed	Schemes De Committed	Remaining Budget
5	Sherwood	£165,569	£19,000	£19,000	£0	£146,569
5	Berridge	£20,931	£20,931	£20,931	£0	£0

Decent Neighbourhood Team currently working on gathering a quotation for a major fencing project in the Sherwood Ward to improve the external boundaries on the Edwards Lane Estate. In conjunction with Ward Cllrs, NCH will aim to have this scheme prepared for approval at November's Area Committee.

Work underway at Peggy's Park with the renovation of the steps to the park complete. This will provide easier access to the park and encourage use when the new equipment is installed. Consultation on location of the new equipment to be undertaken end of the summer and then a start date for installation can be agreed with NCC Parks and funding from NCH transferred towards the project.

There are currently no plans for demolition in the area or new build.

Berridge

Large scale fencing scheme due to start in 2015/16 on Springfield Street. This will significantly improve the external appearance of the properties on this street and create a better environment for tenants and residents in this area. Funding for this scheme was agreed at Area Committee in June from the Environmental Budget and ACF Public Realm element.

Information

Information

Information

3	Key messages from the Tenant and Leasehold Congress	<p>Following the recent review of TLC (the overarching tenants voice / influencing group for NCH) there have been some significant changes:</p> <ul style="list-style-type: none"> • The group, is now called the 'Communities in Action' group • Has a wider membership to include representatives from each of the NCH customer involvement panels, from each of the recognised Tenant and Resident Associations and also includes an open invitation to Nottingham City Homes Board Members • The group meet quarterly and have a stronger focus on learning/sharing, showcasing good practice and for meetings to take a more themed approach to topical issues affecting tenants and leaseholders. <p>The first 'new style' meeting took place on 29th July and elections were carried out for the position of Chair, Vice Chair, Performance and Service Improvement representative and representatives to each of the NCH Area Committee posts.</p> <p>The group also focussed on 'Welfare Reform/Universal Credit' for the second part of the meeting. Group members met several agencies from across Nottingham gathering useful information to share with tenants and residents within their neighbourhoods.</p> <p>The NCH Area 5 Committee post is currently vacant. For further information, please contact the Tenant & Leaseholder Involvement Team on 0115 74 69100.</p>	X
4	Tenant and Residents Associations updates	<ul style="list-style-type: none"> • Woodthorpe and Winchester TRA held a successful AGM. As a result the newly named 'Friends of Woodthorpe and Winchester Courts TRA' have merged with the Social Committee to prevent duplication of effort. They have been supported to successfully apply for Ten Year Anniversary Funding for a trip for approximately 50 tenants, 	X

		<p>which was a huge success. Coffee mornings are very well attended and regular committee meetings are held.</p> <ul style="list-style-type: none"> • Edwards Lane Estate TRA has been successful in applying for Ten Year Anniversary 'Making a Difference' funding for outdoor gym equipment for Peggy's park. Final consultation and engagement will take place on 31st August at ELCC/Peggy's Park (in partnership with NCC, NCH Involvement Team and NCH Decent Neighbourhoods team). • Djanogly Northgate Primary School completed their first young inspector estate inspection in the area close to the school. This was well received by the school and the pupils involved and all issues have been reported through usual channels and action taken will be fed back to the school by the HPM. 	
5	Area Performance Figures	See appendix 1	X
6	Good news stories & positive publicity	Further survey underway in Sherwood ward to capture updated household details and inform strategy for customer care and satisfaction through 2015-16	X